



**PREMIÈRE  
MINISTRE**

*Liberté  
Égalité  
Fraternité*


Secrétariat général  
à la planification  
écologique



# TAKING ACTION

## ECOLOGICAL PLANNING

**PLAN SUMMARY**  
**SEPTEMBER 2023**



**FRANCE  
NATION  
VERTE >**

Agir • Mobiliser • Accélérer



# I CONTENTS

p.7 **PART 1**  
**Challenges and method**

p.19 **PART 2**  
**What's the plan?**

p.23	Green transport
p.28	Better housing
p.34	Preserving ecosystems and biodiversity
p.44	Green production
p.56	Better food
p.62	Sustainable consumption
p.66	The rest of the plan: adapting to climate change


p.69 **PART 3**  
**To succeed...**

p.70	Supporting the rollout of planning
p.72	Supporting the most disadvantaged
p.73	Financing the ecological transition
p.74	Educating citizens throughout their lives
p.75	Putting digital technology to work
p.76	Everyone involved in the ecological transition!







**ECOLOGICAL  
PLANNING**  
**OUR METHOD FOR  
ACCELERATING**







# Preamble

According to Météo-France, 2022 was the hottest year on record in France.

2023 is already breaking new records. Intense drought, heat-waves in May, early fires, oceanic heatwaves... the meteorological events at the start of this year in France give a glimpse of what could become a new norm in the future. The period 2023–2027 is likely to be the warmest ever recorded on Earth, according to the United Nations.

These climate, energy and environmental emergencies require us **to accelerate our collective efforts** to reduce our ecological footprint.

At international and European level, the framework for action has been considerably strengthened: Fit for 55, the new European regulation on imported deforestation, the new international framework for the protection of biodiversity set out in the Kunming-Montreal accord, REPowerEU, etc.

In France, the President of the Republic decided, in May 2022, **to build a national action plan using an innovative methodology, ecological planning**, to achieve our environmental targets and to entrust responsibility for it, for the first time in history, to the Prime Minister, with the support of a General Secretariat for Ecological Planning, created for this purpose.

Planning today means proposing to everyone – citizens, local authorities, businesses, associations – **a way of collectively succeeding in reducing our footprint and projecting ourselves into a world that is habitable, fair and desirable**. A path where everyone finds their place and has the levers for action to match their resources, skills and impact.







PART

01

---

# Challenges and method

---

# I Planning stages

SEPT.  
2022

APRIL  
2023

JULY  
2023

## Planning work

**Co-construction and implementation of the plan**  
Decarbonisation, biodiversity and water strands

Financing: aligning physical trajectories with financing requirements

Implement

## Mobilisation of stakeholders and rollout of planning

**Interministerial mobilisation** of players committed to the ecological transition

### Debating sectoral measures

CNR energy, transport, building, meetings: ad hoc (agriculture, 301 roadmaps), or during the National Industry Council

**Authorities**  
Localising ecological planning

**Comp**  
a  
Focus c

## Regulatory work

Legal texts:  
**Renewable energies law and nuclear law**

Announcements:  
**Water plan, cycling and walking plan, car-sharing plan, report by the Conseil d'Orientation des Infrastructures, etc.**

**Finance Bill 2024:**  
Definition of trajectories, implementation of financing, introduction and adoption of the bill



SEPT.  
2023

## Further development of the plan Adaptation, health and resources strands

Implementation and monitoring of funding, then measurement of actions carried out on the basis of indicators

## Discussions

with stakeholders on the various measures and objects by sector

Debates  
Consultations

## Companies and industries

Aligning ambitions  
and supporting rollout  
on the jobs and skills strand

## Households

Encouraging people to take action  
Supporting everyone according to  
their means

## An exemplary state

Accelerating the transition  
of public services

Rollout -  
Support

### Consultation on the main guidelines:

- The draft national low-carbon strategy (SNBC 3)
- The multiannual energy plan (PPE)
- The national biodiversity strategy (SNB)

### Energy and climate programming bill

### Green Industry bill

### Agricultural policy bill

# An attainable goal, and the means to achieve it collectively

A year's work, involving all the ministries, economic sectors, representatives of local authorities, think tanks and environmental associations, has enabled France to draw up a plan to meet the five environmental challenges:

1. Mitigating global warming
2. Adapting to the inevitable consequences of global warming
3. Preserving and restoring biodiversity
4. Preserving resources
5. Reducing pollution that affects health

This document summarises the first version of the plan. Targets, trajectories and levers will be defined, sector by sector, player by player, **to guarantee the level of ambition needed** to meet our commitments, particularly in terms of reducing emissions. **The work is iterative.** A number of workstreams are under way to refine and enrich the plan, particularly on the circular economy and on adaptation, which is currently the subject of a public consultation. Measuring the effectiveness of the levers and creating indicators to report on them will also enable the plan to be adjusted according to the results obtained.

## THE OUTLINES OF AN AMBITIOUS PLAN

- **A PRACTICAL PLAN:** More than 50 levers have already been identified and quantified to achieve clear objectives; each of these levers is based on practical actions and measures involving different types of players to realise the transition in all aspects of our lives: better housing, better food, green transport, sustainable consumption, green production and preserving ecosystems and biodiversity.
- **A COLLECTIVE PLAN:** Local authorities, businesses, members of parliament, associations and think tanks all contributed to drawing up the plan. Each of these levers has been and will continue to be debated as part of the parliamentary debate and the rollout of the plan at regional, industry, household and government level, in order to adapt all these measures as closely as possible to the situation on the ground.
- **AN EQUITABLE PLAN:** While the actions to be taken involve all sectors, particular attention is being paid to the fair distribution of the effort. Everyone contributes according to their abilities and impact.
- **A CREDIBLE PLAN:** Adopting a system-wide approach enables us to assess each measure, each solution, not only in terms of its own effectiveness, but also in terms of the interconnections between solutions. The feasibility of the plan is at stake, and its implementation must not be jeopardised by reaching limits on resources in terms of materials, energy, financing, jobs, etc.



# A beneficial plan for everyone

To make a success of the ecological transition and follow a trajectory of reduced greenhouse gas emissions, reduced pressure on our biodiversity, and better management of our resources.



**FEWER  
GREENHOUSE  
GASES**

**- around  
138 million  
tonnes  
by 2030**



**LESS  
PRESSURE  
ON OUR  
BIODIVERSITY**

**1.4 million  
hectares  
to be  
restored**



**BETTER  
MANAGEMENT  
OF OUR ESSENTIAL  
RESOURCES**

**- 10%  
reduction  
in water  
consumption**

## **THE PLAN MUST ENABLE EACH AND EVERY ONE OF US TO:**

- **combat the causes of climate change that are already affecting us** (rising temperatures, drought, lack of resources, etc.),
- **enjoy a liveable environment for ourselves, our children and our families** (better air quality, more resilient ecosystems, quieter cities, etc.),
- but also **maintain and develop our quality of life** (well-being, employment, purchasing power, sovereignty, etc.).

# Where do we start? Findings and trajectories for decarbonisation

**France has made annual commitments to reduce greenhouse gas emissions since 2015.**

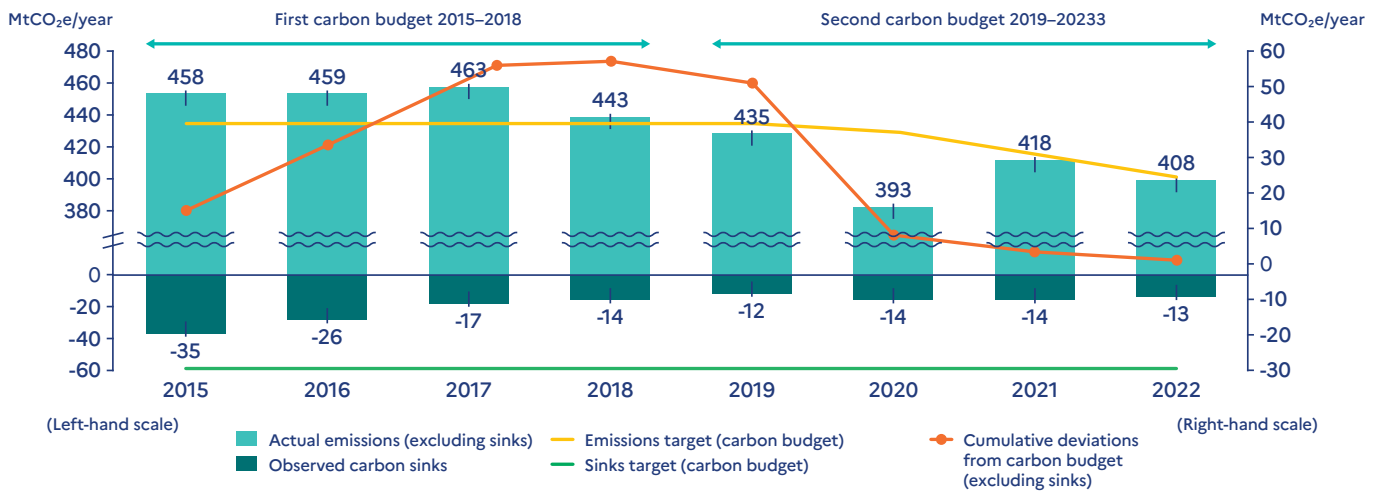
During the period 2015–2018, the greenhouse gas emission targets were not met, leading to a cumulative breach of more than 60 MtCO<sub>2</sub>e/year over four years. It was on this basis that the French State was condemned for failing to achieve its target.

Since 2019, we have met our greenhouse gas emissions targets every year. We even breached the target we had set ourselves. In four years, this “lead” has enabled us to make up almost all the ground we lost during the first period.

Provisional figures for the first quarter of 2023 show that France remains on track to meet its 2019–2023 carbon budget. At 4.2% for the first half of the year, the fall in emissions is more pronounced, reflecting our increased ambitions and the acceleration in the implementation of our actions.



## 2015–2022: compliance with the carbon budget




The cumulative delay in the first period is almost offset by lower emissions in the second period.

Source : Citepa

## Greenhouse gas (GHG) emissions in France by sector of activity

Figures for 2021 in millions of tonnes of CO<sub>2</sub> equivalent



Source : CITEPA, Secten édition 2022 - hors UTCATF

# Where do we start? Findings and trajectories for decarbonisation

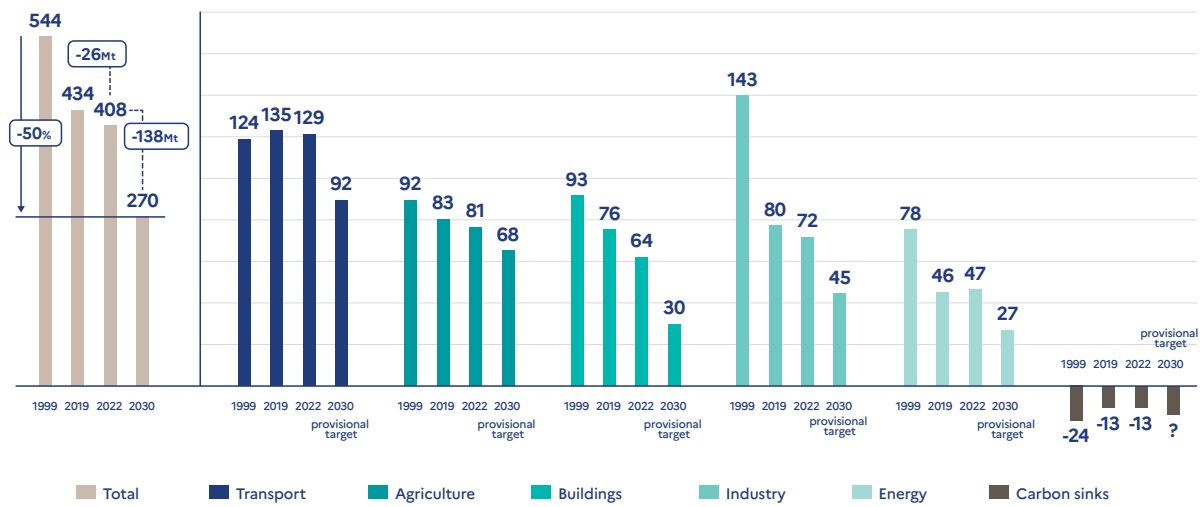
# -55%

To achieve a 55% reduction in greenhouse gas emissions by 2030 compared with 1990 (net emissions), the French President has set a target for the next five years of a 4% to 5% annual reduction in our greenhouse gas emissions, i.e. a doubling of the rate of decline seen over the previous five years.

We must now succeed in doing more in seven years than we have done in the last 33.

## Breakdown of efforts by sector to achieve the 2030 targets

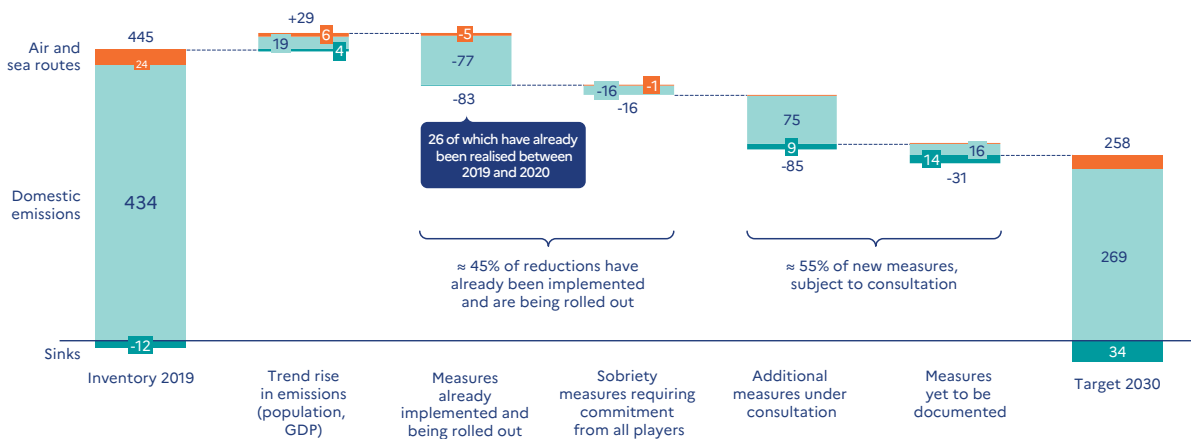
Annual domestic GHG emissions realised in 1990, 2019 and 2022, provisional results of 2030 simulations, in millions of tonnes of CO<sub>2</sub> equivalent



Sources: CITEPA / Transport excluding international routes

## Measures taken and to be taken to achieve our targets

Future trends in GHG emissions according to the status of measures decided, investigated or yet to be documented (MtCO<sub>2</sub>e/year)





# Where do we start? Findings and trajectories for protecting biodiversity

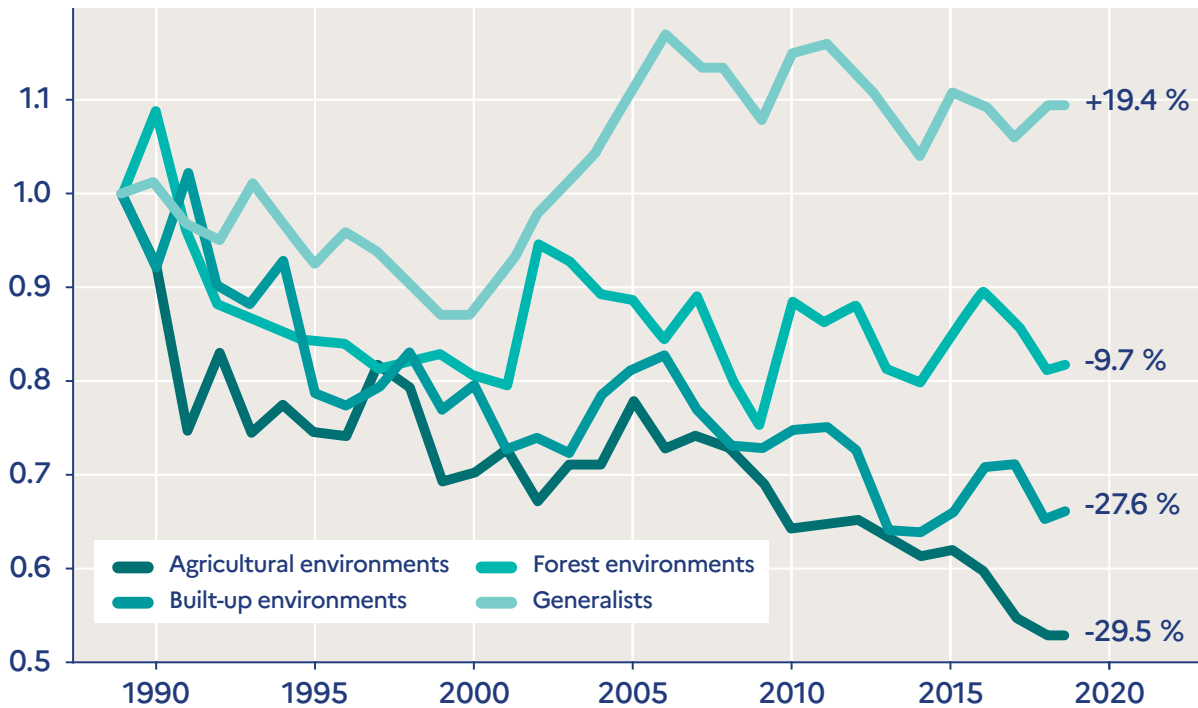
**Since 2000, with the first National Biodiversity Strategy, France has also been committed to combating biodiversity loss.**

Since 2017, we have achieved over 30% protected areas, reduced the rate of land artificialisation by a third compared with 2011, etc.

But the loss of biodiversity is continuing, and the IPBES report on the global degradation of biodiversity also applies to metropolitan and overseas France.

## Animal populations continue to decline

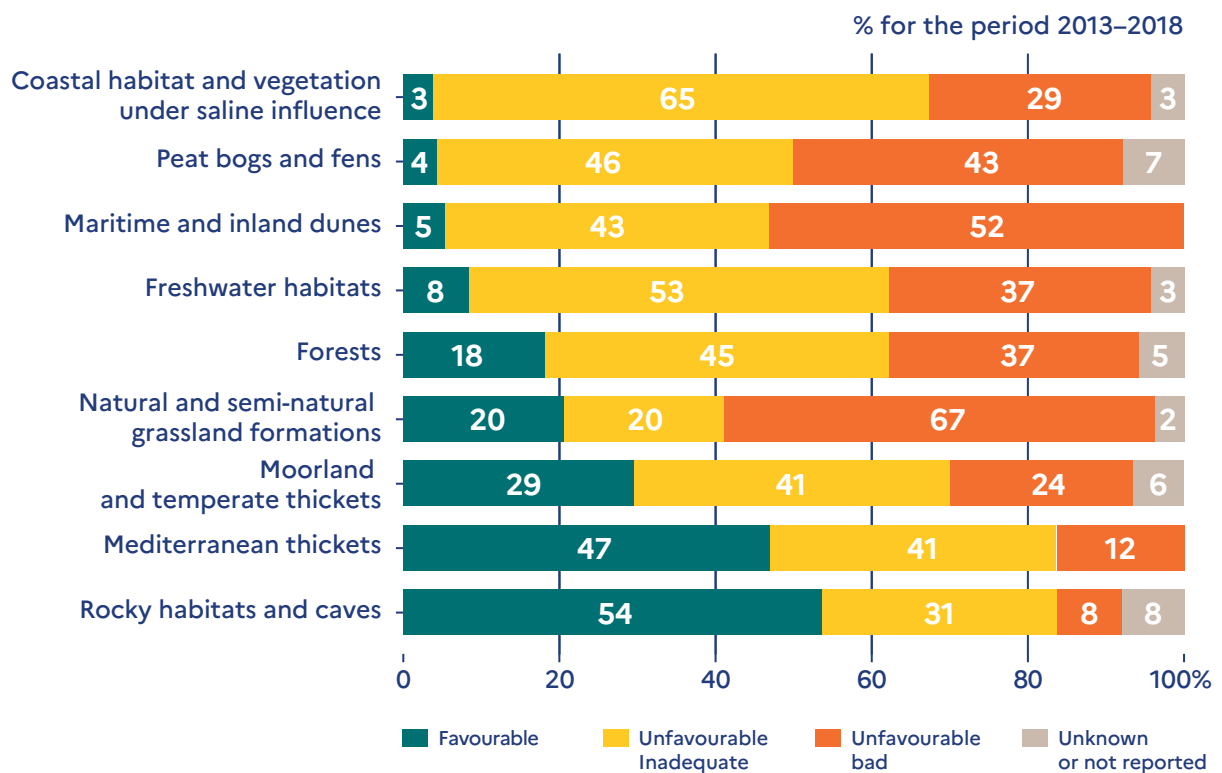
Temporal trends in the relative abundance of bird populations by specialisation group (STOC)



Source : MNHN, OFB

## Habitats continue to deteriorate

Scientific assessment of the state of conservation of environments in mainland France



Data source: UMS Patrinat, DHFF Report. 2020

Source : MNHN, OFB







PART  
02

---

# What's the plan?

---

- Green transport
- Better housing
- Preserving ecosystems and biodiversity
- Green production
- Better food
- Sustainable consumption
- The rest of the plan: adapting to climate change

# What's the plan? 6 families for action

**GREEN  
TRANSPORT**



**BETTER  
HOUSING**



**PRESERVING  
ECOSYSTEMS AND  
BIODIVERSITY**





# GREEN PRODUCTION



04

# BETTER FOOD



05

# SUSTAINABLE CONSUMPTION



06



# 01

# GREEN TRANSPORT

**Green transport means improving everyone's mobility thanks to a cleaner transport offering that is accessible throughout the region,** and encouraging people to change their behaviour in favour of more environmentally-friendly practices that benefit our health and our purchasing power.



## WHAT'S THE PLAN?

- Choosing a lightweight electric car
- Facilitating the switch to cycling and public transport
- Encouraging car-sharing for everyday journeys

**We take action and support you in your area:**



17,000 kilometres of cycle paths made safe since 2017



100,000 electric charging points open to the public



Low-carbon aircraft and sustainable air fuels plan



12 metropolitan RER lines planned



€100 bonus for newcomers



€100 electric leasing offer for low-income households



# GREEN TRANSPORT

## OBJECTIVE

**-36**  
Mt eqCO<sub>2</sub>

- 11 Electric cars

- 5 Modal shift

- 3 Covoiturage

- 3 Sobriety

- 3 Lightweight, fuel-efficient passenger cars

- 3 Biofuels

- 3 Aircraft energy efficiency

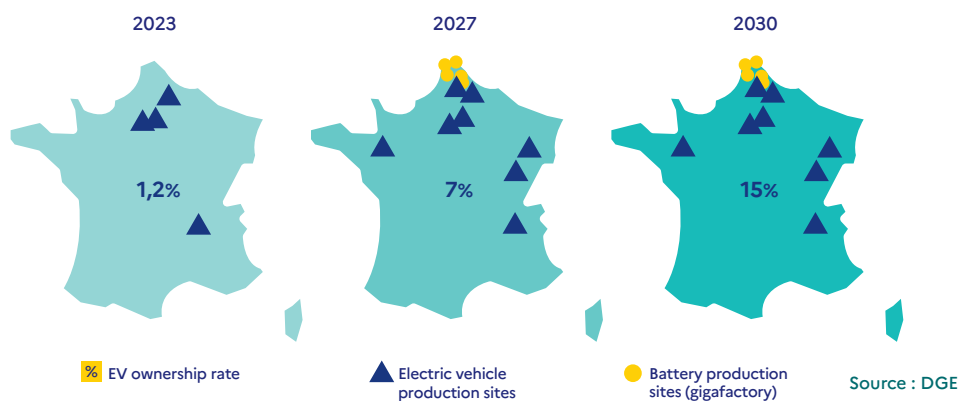
- 2 Sustainable aviation fuels

- 1 Buses and fuel

## CHOOSING THE LIGHTWEIGHT ELECTRIC CAR

Lightweight electric cars for those who need them to travel. With a target of 15% of 100% electric vehicles on the road by 2030, compared with just 1% today, the pace can be accelerated if we act on the four levers proposed in the plan:

- ➔ **Reinforcing conversion aid:** bonus, conversion premium, social leasing offer, etc.
- ➔ **Rolling out recharging stations throughout France**
- ➔ **Reviewing tax benefits** for company fleets and company cars
- ➔ **Tougher penalties** to encourage the purchase and production of smaller, more lightweight and more fuel-efficient vehicles

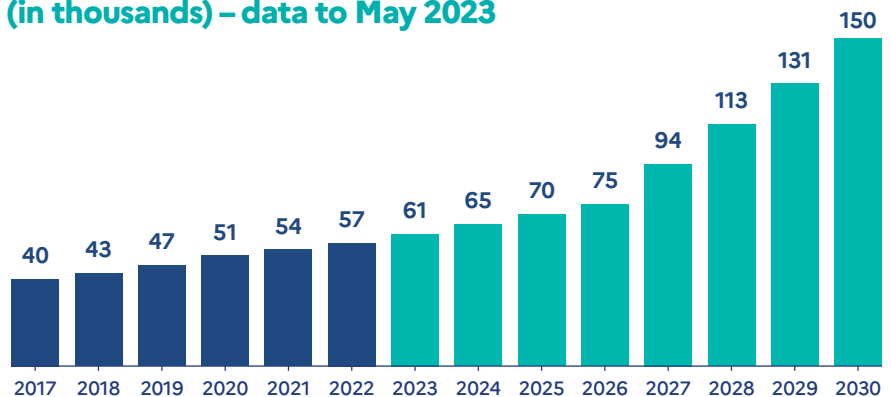


## MAKING THE SWITCH TO CYCLING EASIER

To triple its daily use, cycling needs to become a credible and attractive option. To achieve this, we need to work with local authorities, both on infrastructure and on usage, to make everyone's experience useful, safe and comfortable. The solutions envisaged:

- ➔ **Increased development of safe cycle paths:** 17,000 kilometres already realised since 2017 and €2 billion mobilised by the State between 2023 and 2027
- ➔ **Learning to ride a bike from an early age:** 850,000 children to be trained every year from 2027 onwards
- ➔ **Supporting an industrial sector:** target of 2 million bicycles assembled in France by 2030
- ➔ **Help with purchases,** particularly for low-income households

### Number of kilometres of cycle paths developed (in thousands) – data to May 2023

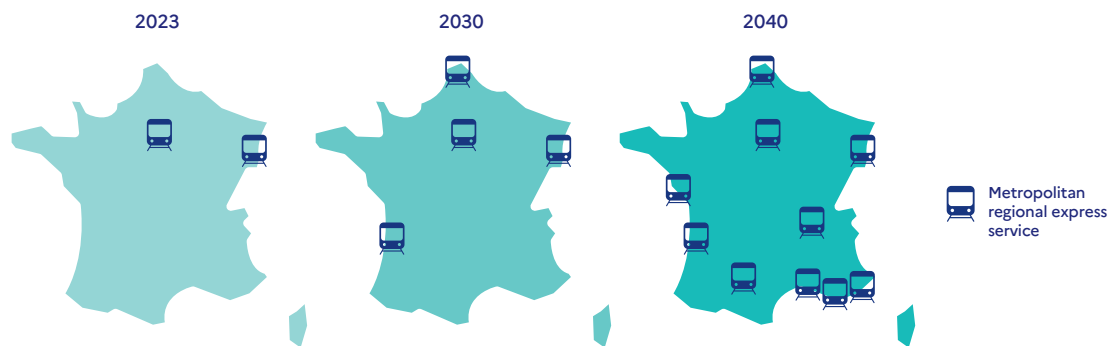


Source: Aménagements cyclables.fr

## ENCOURAGING THE USE OF PUBLIC TRANSPORT

To encourage 3 million motorists to choose public transport rather than the car, we plan to:

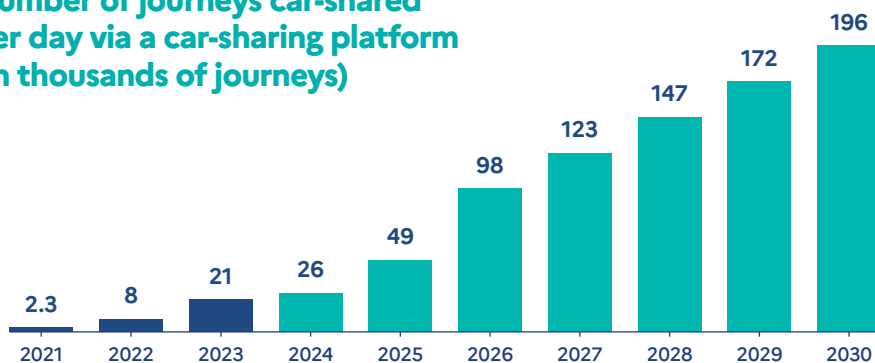
- ➔ **Invest, together with local authorities,** in the infrastructure needed to make a success of the ecological transition (including intermodality), in particular with a plan to invest €100 billion between now and 2040 in rail, including the metropolitan regional express services project (also known as the “metropolitan RER”)
- ➔ **Support local authorities** responsible for organising mobility as close as possible to the individual (support fund of €90 million over three years for rural mobility)
- ➔ **Extend best practice:** express coaches, reserved lanes, densification, road sharing, intermodality, park-and-ride facilities and parking.



## ENCOURAGING CAR-SHARING FOR EVERYDAY JOURNEYS THAT CANNOT BE MADE BY ANY MEANS OTHER THAN THE CAR

- ➔ **Sharing more car journeys is an essential factor in the success of the ecological transition in terms of mobility,** and an objective that can be achieved with little investment. The target of 3 million daily journeys by 2027 – compared with 900,000 today – would enable up to 4.5 million tonnes of CO<sub>2</sub> to be avoided each year, or 1% of France’s annual greenhouse gas emissions. With €150 million available by 2023, the rollout of the Car-sharing Plan is already supporting new car-sharers (€100 bonus) and local authority initiatives.
- ➔ **Through practical, simple solutions** (tax measures, tolls with differentiated rates, reserved lanes, car-sharing lines, etc.) designed to boost the existing Car-sharing Plan, this is an ecological lever for reducing greenhouse gas emissions, as well as reducing motorists’ outgoings, easing congestion in our towns and cities, and improving air quality.

**Number of journeys car-shared per day via a car-sharing platform (in thousands of journeys)**



Source : [covoiturage.beta.gouv.fr](https://covoiturage.beta.gouv.fr)

# GREEN TRANSPORT

## OBJECTIVE

**-36**  
Mt eqCO<sub>2</sub>

-11 Electric cars

-5 Modal shift

-3 Car-sharing

-3 Sobriety

-3 Lightweight,  
fuel-efficient  
passenger cars

-3 Biofuels

-3 Aircraft  
energy efficiency

-2 Sustainable  
aviation fuels

-1 Buses and fuel

## TAKING ACTION AGAIN

To reach the 2030 target, every action counts:

### → SOBRIETY

Developing our collective organisation and behaviour to reduce the amount of travel we do. The plan makes an ambitious hypothesis: it is possible if 7 million employees telework three days a week and 5 million French people choose more local tourism (less than 1,000 kilometres a year). For example, in non-agricultural VSEs, 8.2% of employees already telework at least two days a week.

### → LIGHTWEIGHT, FUEL-EFFICIENT PASSENGER CARS

Replacing the most polluting internal combustion vehicles with new, more efficient and more fuel-efficient vehicles would enable a reduction of ~3 MtCO<sub>2</sub> by 2030

### → BUSES AND COACHES

Accelerating the decarbonisation of our public transport system with electric or biogas buses and creating the conditions for the adoption of buses or express coaches for everyday journeys (dedicated lanes, park-and-ride facilities and exclusive right-of-way public transport).

### → SUSTAINABLE BIOFUELS AND AVIATION FUELS

To develop the industry and move away from dependence on imports Upward revision of the multiannual trajectory of the incentive tax on the use of renewable energy in transport (TIRUERT), controlling the additional cost for consumers

To make a success of the 2G shift (the choice of biofuels not derived from food crops): public and private funding for the installation of the first 2G plants, identification of potential foreign suppliers of 2G biofuels, candidates for export.

### → AIRCRAFT ENERGY EFFICIENCY

Renewing current fleets with more efficient hybrid, electric or hydrogen-powered aircraft.

### → AVIATION SOBRIETY

- Strengthening environmental clauses in traffic rights agreements with third countries (e.g. incorporation of sustainable fuels)
- Strengthening environmental labelling and showing consumers the impact of flights



# IMPACT MEASUREMENT

If the plan for green transport is to be a success, specific indicators will need to be measured and monitored to ensure that we are on the right track or, if necessary, to correct it.


## The first indicators we plan to use to monitor our mobility progress:

<b>Cross-sectoral indicator</b>	Total consumption of road fuels (Mt)
<b>Electric cars</b>	Share of electric cars in total new sales
<b>Lightweight, fuel-efficient passenger cars</b>	Number of new passenger cars sold with an unladen weight exceeding 1,600 kg (combustion vehicles and non-rechargeable hybrids) or 1,850 kg (electric vehicles and rechargeable hybrids) CO <sub>2</sub> emissions/km for combustion vehicles (g CO <sub>2</sub> /km)
<b>Transport sobriety</b>	Number of passenger-kilometres travelled over the year by bicycle, public transport, train and car
<b>Aviation</b>	Air traffic in passenger-kilometres carried (billions)
<b>Modal shift bike/bus/train</b>	Number of km of cycle paths developed Number of passenger-kilometres by train per year (billions) Number of passenger-kilometres by urban public transport (millions)
<b>Car-sharing</b>	Number of car-shared journeys per day via car-sharing platforms (thousands)
<b>Buses and coaches (electrification and efficiency)</b>	Share of electric buses/coaches in total sales
<b>Biofuels</b>	Volume of biofuels blended into fossil fuels (Mm <sup>3</sup> )

# 02

# BETTER HOUSING

**Better housing means reducing the environmental impact of our homes to ensure a better quality of life,** with homes that are more energy-efficient and better adapted to climate change.






## WHAT'S THE PLAN?

- Renewable, low-carbon energy to heat our homes
- More efficient and supported home renovations
- Ongoing sobriety efforts

**We take action and support you in your area**



**Replacement of 130,000 oil-fired boilers every year**



**1 million people in France have undertaken renovation work thanks to MaPrimeRénov'**



**Launch of Accompagnateurs Rénov'**



**Creation of France Rénov', the public service for energy-efficient home renovation**



# BETTER HOUSING

OBJECTIVE

**- 28**  
Mt eqCO<sub>2</sub>

- 9 Fuel oil

- 8 Insulation

- 8 Gas

- 2 Sobriety

- 1 Biogas

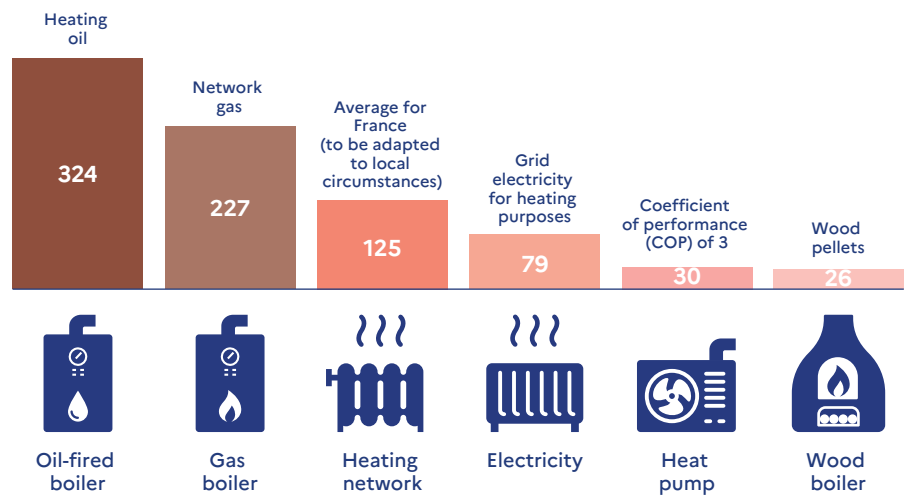
## RENEWABLE, LOW-CARBON ENERGY TO HEAT OUR HOMES

To heat our homes, we need to opt for a clean, efficient model. If we manage to eliminate 75% of oil-fired boilers by 2030, and reduce gas boilers by around 20% (excluding hybrid heat pumps), we can achieve a reduction of almost 40% in direct emissions from the sector and enjoy greater living comfort.

### TO ACHIEVE THIS:

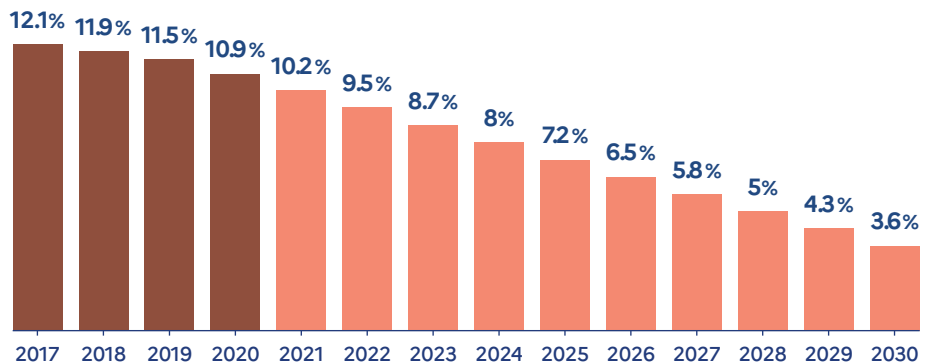
- **Introduction of an "Efficiency" pillar** in the MaPrimeRenov' and energy efficiency certificate (EEC) systems to support boiler replacements, excluding thermal sieves
- **Supporting the development of the heat pump industry** and connecting homes to heating networks
- **Ban on new oil-fired boilers from July 2022**  
Removal of MaPrimeRenov' support for new gas boilers.

### Greenhouse gas emissions by heating method (in gCO<sub>2</sub> per kWh of heating)



Sources: RE2020 texts, SNCU

### Percentage of main homes heated with oil



Source : SDES

## MORE EFFICIENT RENOVATIONS WITH BETTER SUPPORT

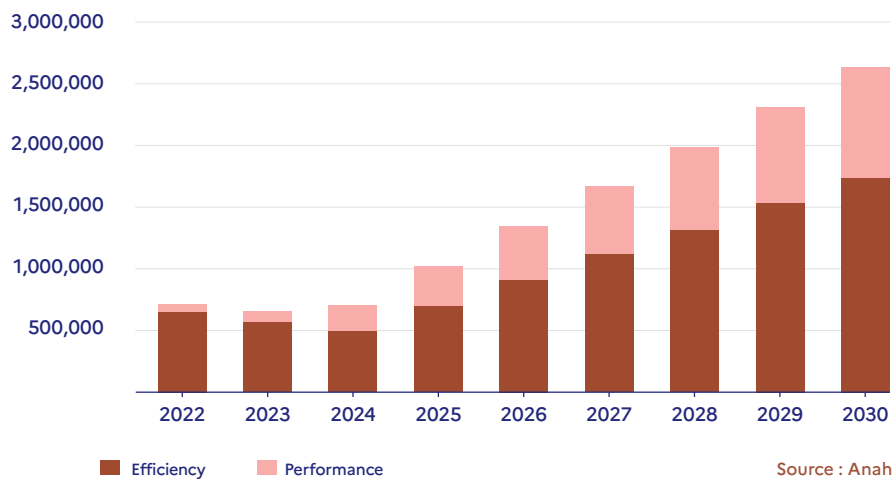
Facilitating major renovations will enable us to achieve better results in terms of energy performance, thereby limiting our energy consumption.

### TO ACHIEVE THIS:

- ➔ **Enhanced support** throughout the renovation process
- ➔ **Better targeting:** priority given to low-energy buildings
- ➔ **Introduction of a “Performance” pillar** within the MaPrimeRenov’ system for high-performance renovations in one or two stages, with aid tailored to the level of ambition of the renovations and the resources of households
- ➔ **Measures to seize key moments** for renovation (sale, vacancy of a property, facade renovation, etc.)
- ➔ **Better impact monitoring and measurement.**



### Gradual ramp-up of renovations (performance and efficiency pillars)



- ➔ 1 January 2023: rental ban for G+ (unfit for habitation) properties
- ➔ 1 January 2025: rental ban for all G properties
- ➔ 1 January 2028: rental ban for all F properties
- ➔ 1 January 2034: rental ban for all E properties

# BETTER HOUSING

OBJECTIVE

**- 28**  
Mt eqCO<sub>2</sub>

- 9 Fuel oil

- 8 Insulation

- 8 Gas

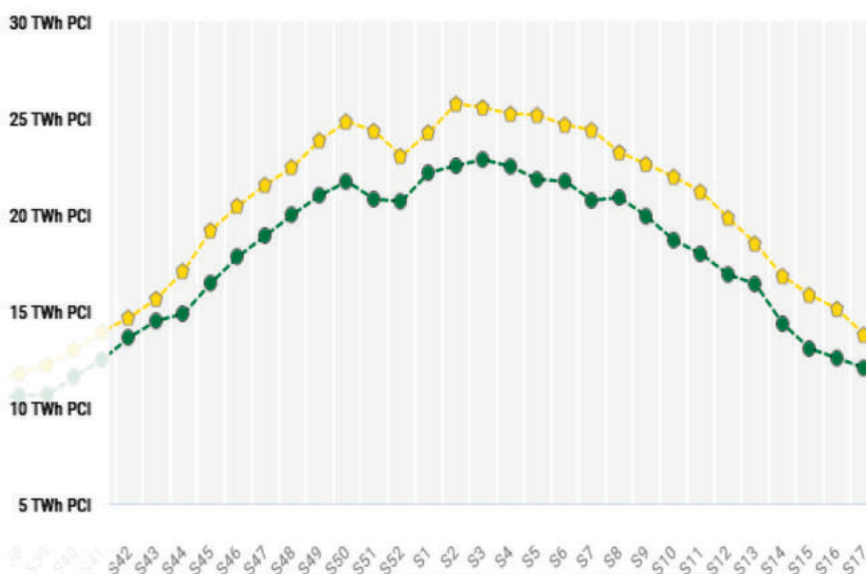
- 2 Sobriety

- 1 Biogas

## ONGOING SOBRIETY EFFORTS

Sustaining individual and collective efforts and raising awareness in both winter (heating) and summer (air conditioning). With the development of smart meters, connected thermostats and suitable offers from suppliers, etc., there are practical solutions for saving energy.

### Gas and electricity consumption between 2018–2019 and 2022–2023



Source : MTE



# IMPACT MEASUREMENT

If the plan for better housing is to be a success, specific indicators will need to be measured and monitored to ensure that we are on the right track or, if necessary, to correct it.

## The first indicators we plan to use to monitor the progress of our homes:

---

### Cross-sectoral indicator

Total residential energy consumption (TWh)

---

### Residential renovation

Number of renovations assisted under the "Performance" pillar of MaPrimeRénov

---

### Residential fuel oil

Percentage of main homes heated with oil

---

### Residential gas

Gas consumption for housing (TWh)

---



# 03

# PRESERVING ECOSYSTEMS AND BIODIVERSITY

**Preserving our ecosystems means recognising our dependence on nature so that we can act more effectively against the collapse of our biodiversity.** It also means defining a new balance between exploiting our resources and preserving and restoring them to ensure their long-term survival.







## WHAT'S THE PLAN?

→ restoring nature

→ Protecting the richness of our soil

→ Introducing better sustainable management of our water and forest resources

**We take action and support you in your area:**



**Objective:**  
+5,000 km of linear hedges replanted per year



**+0.9 million hectares of forest in mainland France in 11 years**



**30% of national territory and maritime areas protected**



**Action plan for resilient and concerted water management**



**Reducing the rate of development by 50% by 2030 compared with 2011-2020 (ZNA)**



# PRESERVING ECOSYSTEMS AND BIODIVERSITY

<b>BIODIVERSITY</b>
<b>Preserving and restoring nature</b>
Protecting the richness of our soil (-9Mt)
<b>RESOURCES</b>
<b>Water</b>
<b>Forestry and wood products(-6Mt)</b>
<b>Biomass</b>

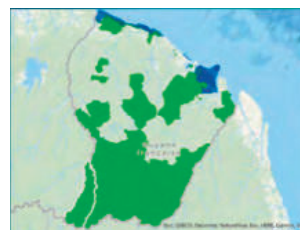

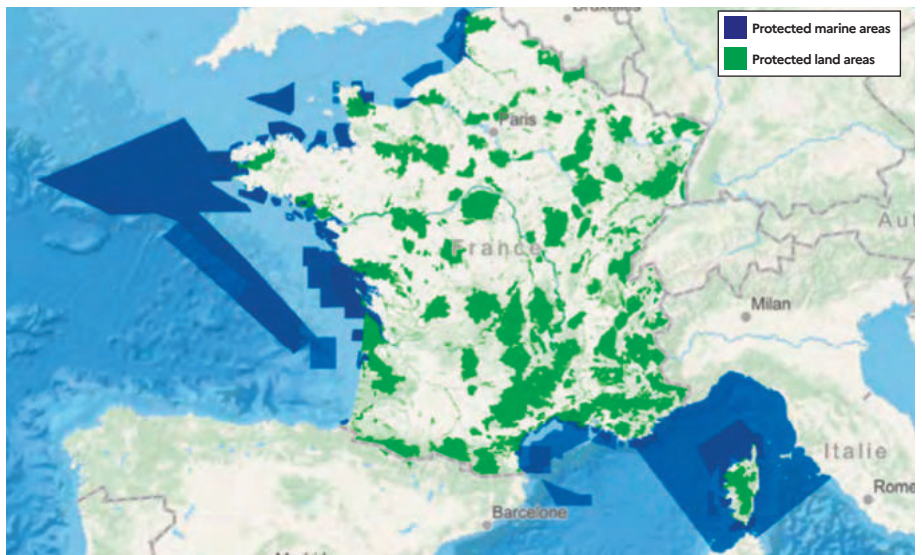
## PRESERVING NATURE

Pollution, urban sprawl and the resulting fragmentation, overexploitation of species and environments, the introduction of invasive alien species and climate change are all factors that are putting pressure on nature and endangering biodiversity in France and its overseas territories.

### TO PRESERVE NATURE, WE MUST:

- ➔ **Achieve “Zero Net Artificialisation” by 2050**, i.e. reduce the rate of artificialisation of our land by 50% over the next decade
- ➔ **Create a coherent and ambitious network of protected areas**, in particular by achieving 10% protection in sensitive and threatened environments. This project will be carried out in close collaboration with local authorities.
- ➔ **Combat imported impacts**, in particular trafficking leading to deforestation
- ➔ **Reduce the use of plant protection products** (new Ecophyto 2030 plan)
- ➔ **Combat light pollution** with a 50% reduction in light pollution by 2030
- ➔ **Continue the fight against plastic pollution** by gradually phasing out single-use plastic packaging
- ➔ **Combat invasive exotic species**, such as the Asian hornet and the water hyacinth
- ➔ **Support priority sectors: agriculture, fisheries and aquaculture, energy production, construction, tourism and sport.**

### Protected land and marine areas



Saint-Martin, Saint Barthélemy, Guadeloupe, Martinique

French Guiana

La Réunion

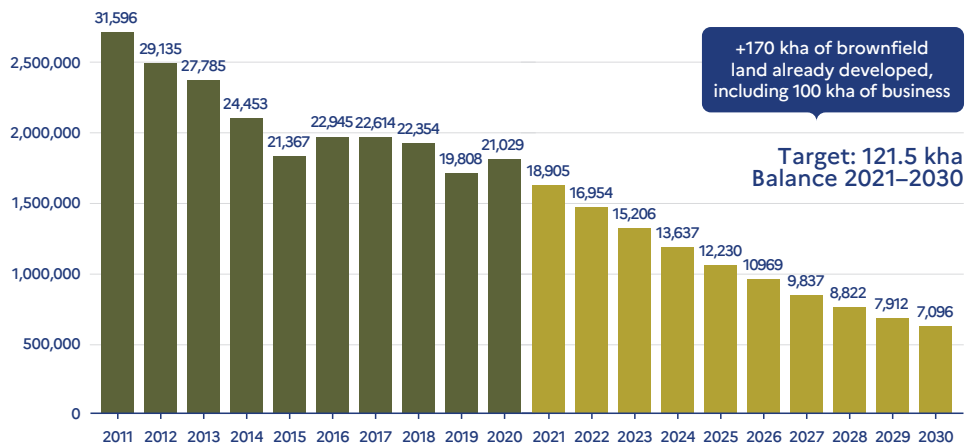
Source : UICN

# PROTECTING THE RICHNESS OF OUR SOIL

Protecting our soil, which is often used for agriculture or livestock farming, is an essential way of storing some of our greenhouse gas emissions.


- ➔ **In our meadows:** by encouraging less turning of the soil
- ➔ **In built-up areas:** by limiting the amount of built-up land and re-naturalising our territories, with the objective of Zero Net Artificialisation by 2050
- ➔ **In cultivated land:** maintenance of existing hedges, planting of 5,000 linear kilometres of new hedges per year, doubling the area of intermediate cover
- ➔ **In our forests:** enriching the soil to capture more carbon.

## ENAF: natural, agricultural or forest space

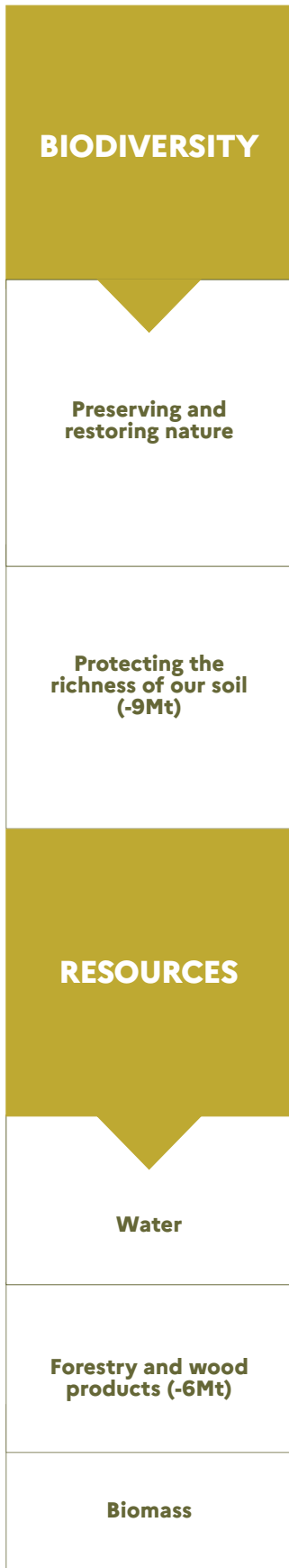


Average consumption 2011–20 « 25 kha/year one department artificialised every 10 years – 68% housing – 26% economic activities – 6% mixed or unknown Source : Cerema

## Space consumption for the period 2009–2021 in m<sup>2</sup>



# PRESERVING ECOSYSTEMS AND BIODIVERSITY



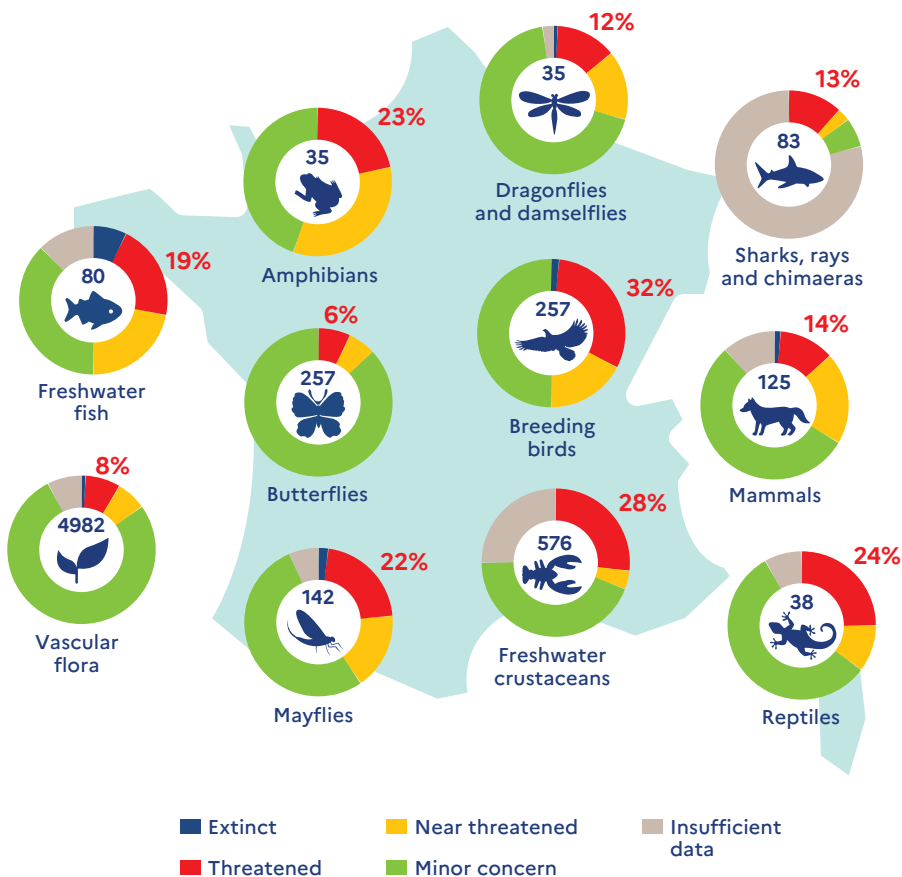
## RESTORING NATURE

Pollution, urban sprawl and the overexploitation of species and environments are all factors that are putting pressure on nature and endangering biodiversity, whether in mainland France or overseas.

### TO RESTORE NATURE, WE MUST:

- ➔ **Restore degraded habitats and soils** beyond just wasteland (European Soil Directive)
- ➔ Reverse the sharp decline in species, by drawing up **new national action plans on threatened species to better protect at least 300 species** on the IUCN red list
- ➔ **Restore ecological continuity** around human structures and infrastructures (roads, railways, waterways, etc.)
- ➔ **Support local authorities in urban renaturation**, with a target of zero net loss of urban green space and access to nature within 15 minutes for every inhabitant.
- ➔ **Restore 50,000 hectares of wetlands by 2026.**

### Percentage of threatened species in France





## INVOLVING PLAYERS

Whether you're a citizen, a government official, a local authority or a company, everyone needs to get involved if we are to take informed and effective action to protect biodiversity.

- ➔ **State services that are committed** to setting an example, in particular with no synthetic plant protection products or mineral fertilisers in green spaces, forests, roads and promenades from 2023, no single-use plastics in the workplace and at organised events, and the aim for the State to de-artificialise more than it artificialises for its buildings from 2027.
- ➔ **Integrate biodiversity into all public labels** (agricultural, tourist, cultural)
- ➔ **Consolidate ecological accounting** to improve company reporting and promote best practice
- ➔ **Educate, train and encourage commitment.**  
By 2030: 18,000 educational areas by 2030, 10 times as many young people on civic service schemes
- ➔ **Mobilise private funding** by giving citizens the means to take action, for example through the Loto de la Biodiversité (Biodiversity Lottery) to be launched in 2023
- ➔ Encourage and promote the commitment of local authorities **by incorporating the issue of biodiversity into regional development** and planning documents (SRADDET, SCOT, PLUi/PLU, DSF, etc.).

.....

By 2027, 2.5 million civil servants will have received training in the “three ecological crises”: climate, biodiversity and natural resources.

.....

# PRESERVING ECOSYSTEMS AND BIODIVERSITY

<b>BIODIVERSITY</b>
<b>Preserving and restoring nature</b>
Protecting the richness of our soil (-9Mt)
<b>RESOURCES</b>
<b>Water</b>
Forestry and wood products (-6Mt)
<b>Biomass</b>

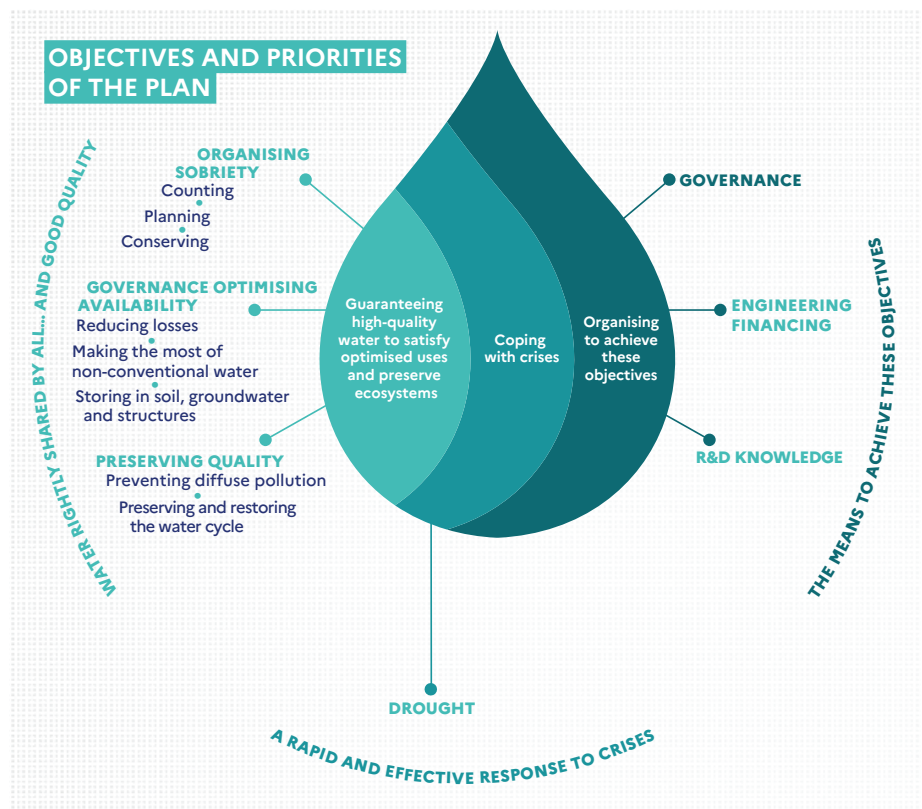
## SUFFICIENT QUALITY WATER FOR ALL

By adopting a global vision of the water cycle, we must ensure that all users have access to a resource of good quality and in sufficient quantity.

The action plan for resilient and concerted water management has already identified a number of measures:

- ➔ **Organising sobriety** of use for all players (industry, farmers, citizens, the State, construction, etc.) with a target of 10% of water withdrawn by 2030, broken down territory by territory with better measurement of the volumes withdrawn.
- ➔ **Optimising the availability of water resources**, by reducing leaks and securing water supply (€180 million per year in additional aid from the water agencies), reusing non-conventional water, with a target of 1,000 reuse projects by 2027, and improving storage in soil, groundwater and structures.
- ➔ **Preserving water quality** by preventing pollution and restoring the water cycle, in particular by providing €100 million in 2023 to finance renaturation and de-improvement projects for local authorities under the Green Fund.

## Water plan: 53 measures for concerted and resilient water management



## BETTER MANAGED, MORE RESILIENT FORESTS

The state of our forests has deteriorated much more rapidly than expected, with an increase in mortality and a sharp drop in CO<sub>2</sub> storage capacity. We need to adapt and restore our forests to maintain the capacity of our forest sink, anticipate the increase in harvesting requirements and preserve the natural services that forests provide (soil quality, erosion control, quality of the water cycle, landscapes, etc.).

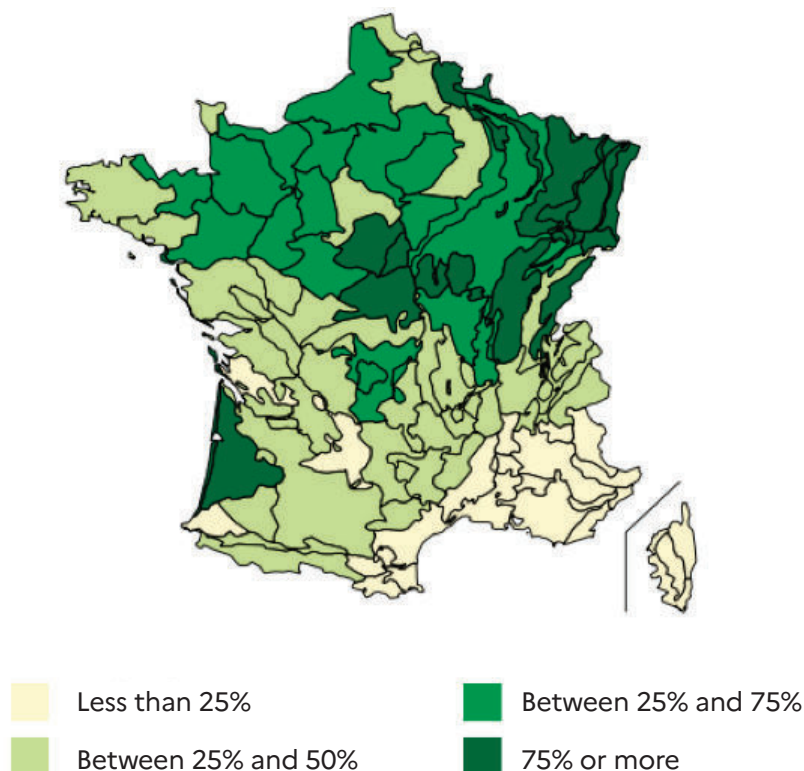
- ➔ **Sustainable forest conservation:** fire protection, combating land clearance.
- ➔ **Better forest management and renewal:** sustainable management, combating fragmentation, encouraging the pooling of management, etc.
- ➔ **Structuring and developing the wood industry** to make better use of its products, particularly hardwood: support for development and competitiveness, encouraging the use of wood as a construction or renovation material.
- ➔ **In Overseas France, and particularly in French Guiana,** protecting and adapting forest management and developing the timber industry.

In mainland France: 17.1 million hectares  
(or ~11.5 billion trees). Objective: + 1 billion trees by 2031

---

### Percentage of forest area showing signs of silvicultural management

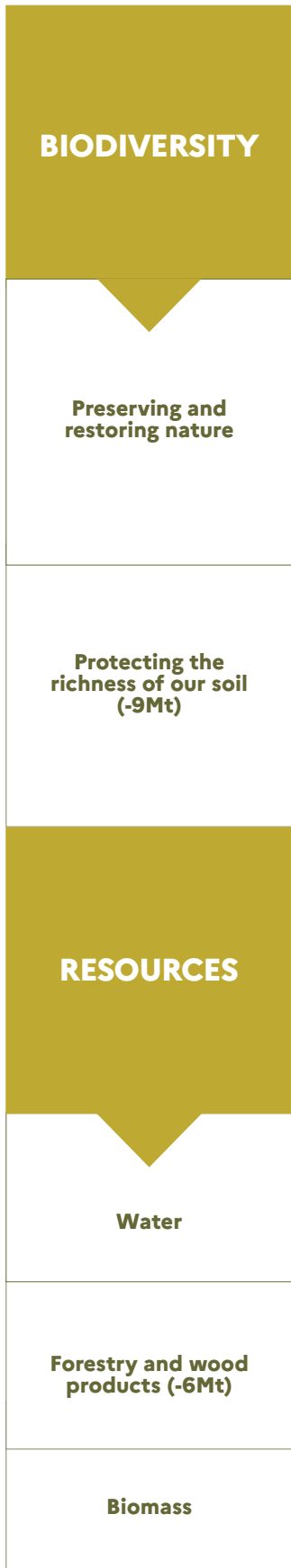
---



Source : IGN



# PRESERVING ECOSYSTEMS AND BIODIVERSITY

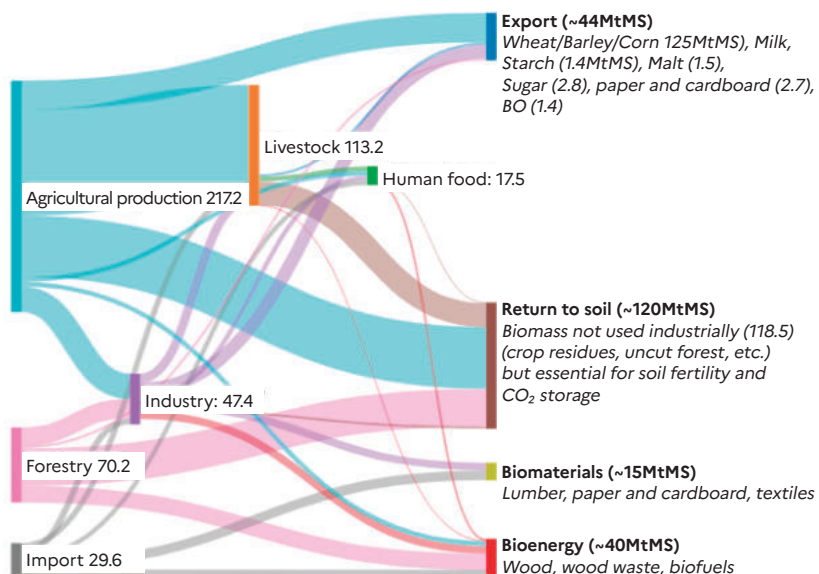


## ANTICIPATING A GROWING NEED FOR BIOMASS

Agriculture, food and forestry are at the heart of the management of a renewable but finite resource: biomass. Its many forms are essential to the ecological transition, but exploiting it can lead to conflicts of use at a time when needs are increasing. To balance supply and demand for this resource:

- ➔ **Produce more biomass** while preserving biodiversity (hedges, intermediate cover, short rotation coppice) nor deplete natural resources (particularly water)
- ➔ **Limit current imports**, which are worsening our footprint
- ➔ **Reallocate resources** between uses (return to the soil, biomaterials, etc.)
- ➔ **Reduce overall** bioenergy requirements.

### Mapping current biomass flows in France - 315 million tonnes of incoming dry matter (MtMS)



# IMPACT MEASUREMENT

If the plan for better preserving is to be a success, specific indicators will need to be measured and monitored to ensure that we are on the right track or, if necessary, to correct it.

## The first indicators we plan to use to monitor the improvement of our ecosystems:

---

**ZAN (new construction)**

ENAF consumption  
(kha)

---

**Soil (grassland)**

Net change in grassland area  
(Mha)

---

**Soil (cultivated land)**

Kilometres of linear hedges  
(kkml)

---

**Forests**

Burnt area (kha)  
Forest area covered by  
sustainable management  
documents (Mha)

Number of trees planted  
with public funding (millions)

---



# 04

# GREEN PRODUCTION

**Green production means taking action to decarbonise the production cycle, from the energy needed to manufacture goods and services to the collection and recovery of waste at the end of their life.**





## WHAT'S THE PLAN?

- Decarbonising France's 50 highest-emitting industrial sites in particular
  - Reducing the environmental impact of our logistics flows
- Increasing the production of clean energy
  - Accelerating the renovation of commercial buildings and ensuring

**We take action and support you in your area::**



**First National Integrated Logistics Strategy**



**Objective: to double the modal share of rail freight by 2030**



**Ecological transition contracts with the managers of the 50 sites with the highest emissions**



**France 2030 investment plan worth €54bn, half of which is earmarked for decarbonising the economy**



**Green Industry bill**

OBJECTIVE  
**-113**  
Mt eqCO<sub>2</sub>

- 37 Industry

- 30 Transport and logistics

- 19 Energy

- 18 Tertiary

- 9 Waste

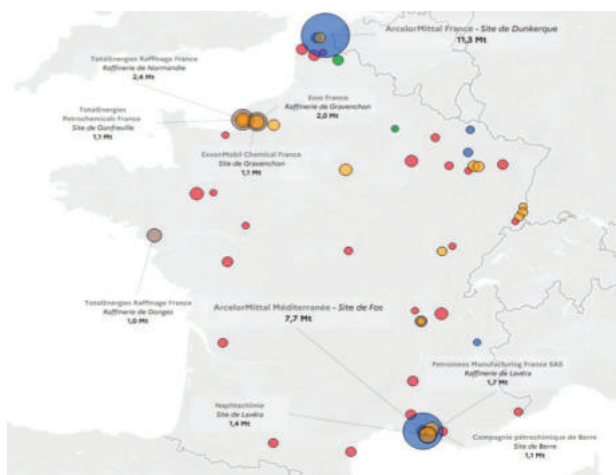
Circular economy

## DECARBONISING THE 50 INDUSTRIAL SITES AND THE FOUR SECTORS THAT EMIT THE MOST CO<sub>2</sub>

Reducing emissions from industry by 44% involves decarbonising all 50 industrial sites, complemented by action on diffuse industry and carbon capture and storage (CCS), to achieve a reduction of 37 million tonnes of CO<sub>2</sub> equivalent.

This deep decarbonisation is based on proven technologies such as biomass heat and improved energy efficiency, which are key to reducing emissions from diffuse industry. It will also have to make use of breakthrough technologies such as hydrogen and carbon capture, particularly for large sites.

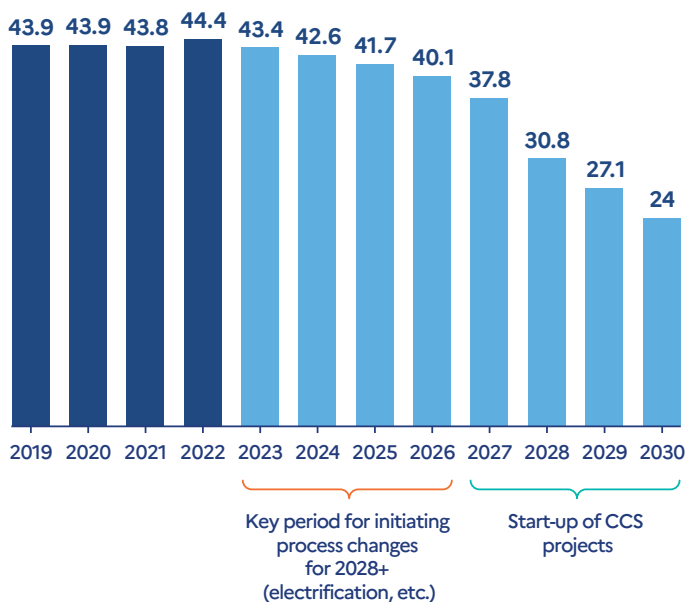
In fact, the government has already begun signing ecological transition contracts with the managers of the sites with the highest emissions, which will enable them to monitor their decarbonisation commitments over time.



The 50 sites represent (excluding refineries): 82% of emissions from metallurgy (6 sites), 55% from chemicals (16 sites), 49% from non-metallic materials and minerals (25 sites), 7.5% from food processing (2 sites)

Source : IREP

## Change in GHG emissions from sites outside the food industry (MtCO<sub>2</sub>eq)



Source : DGE

## REDUCING THE ENVIRONMENTAL IMPACT OF OUR LOGISTICS FLOWS

To reduce the carbon footprint of freight transport and logistics, we need to address multiple issues simultaneously: anticipating future global demand and making it sustainable, reducing road freight transport emissions and accelerating modal shift.

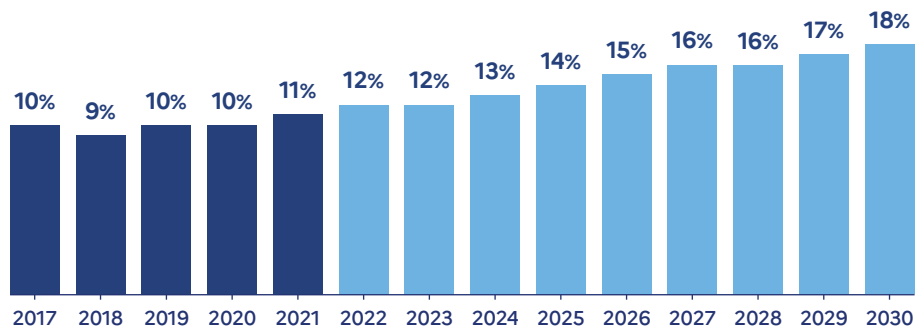
### TO ACHIEVE THIS:

- ➔ **Adopting sober behaviour:** reducing speed and fuel consumption for maritime transport, controlling logistics requests, favouring short local circuits.
- ➔ **Increasing the share of rail transport** from 10% to 18% and of inland waterway transport from 2% to 3%.
- ➔ **Electrifying HGVs** and commercial vehicles
- ➔ **Improving the energy efficiency of vehicles**
- ➔ **Using sustainable fuels** and reinforcing technological progress.

---

### Modal share of rail in land freight transport

---

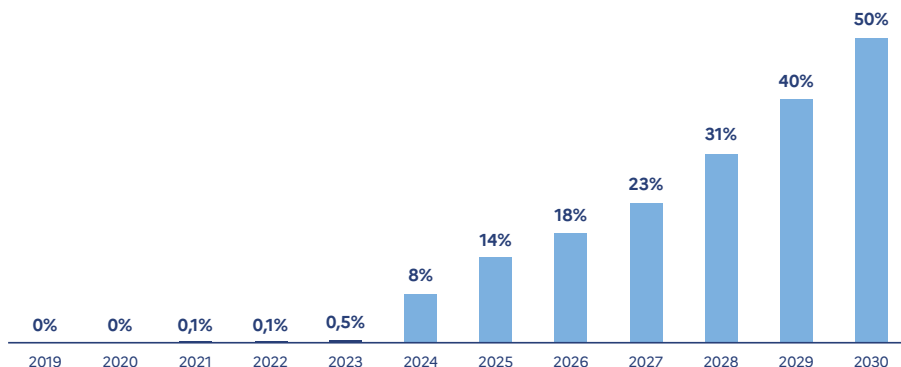


Source: Annual transport report

---

### Share of electric HGVs in total sales (periods June year N-1 to May year N)

---





# GREEN PRODUCTION

**OBJECTIVE**  
**-113**  
**Mt eqCO<sub>2</sub>**

-37 Industry

-30 Transport and logistics

-19 Energy

-18 Tertiary

-9 Waste

Circular economy

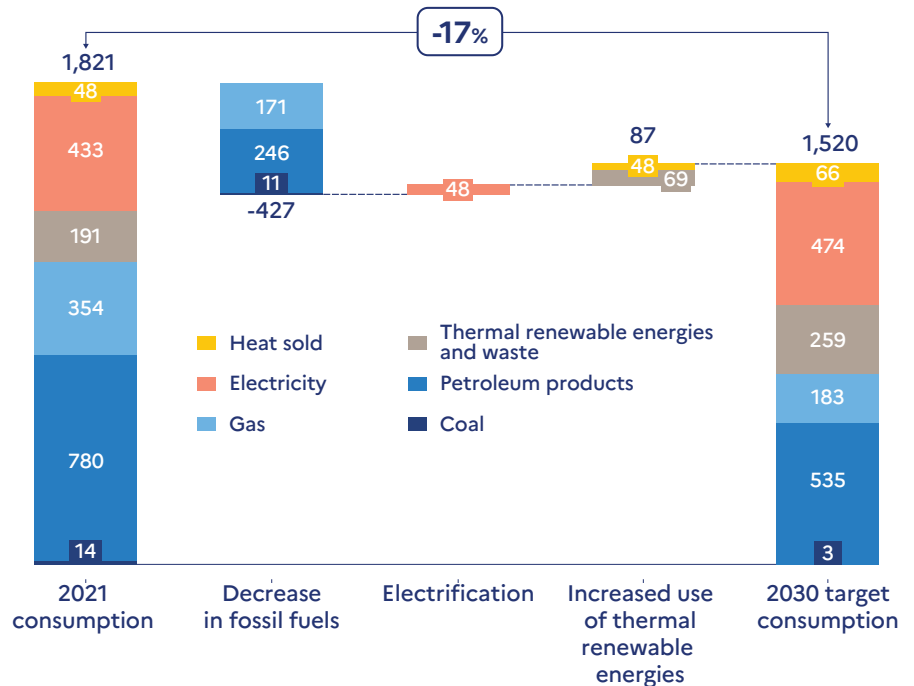
## PRODUCING CLEANER ENERGY

The energy sector is naturally at the heart of the decarbonisation challenge, because it has to reduce its own emissions (refineries, heating networks, thermal power stations, etc.), while supplying decarbonised energy to the other sectors that depend on it. The success of this initiative will therefore depend on the ability of other sectors to transform and support the planned decarbonisation effort.

### TO ACHIEVE THIS, YOU HAVE TO ACT ON MULTIPLE LEVERS AT ONCE:

- **Producing enough decarbonised electricity** (renewable and nuclear) to meet the electrification of uses
- **Mobilising biomass** resources efficiently and in a sustainable manner to produce bioenergy
- **Mobilising other thermal renewable energies** to decarbonise heat production
- **Securing energy savings targets** in the various sectors to avoid generating tensions over energy supply
- **Sustaining our sobriety efforts.**

### Expected change in our final energy consumption between now and 2030, TWh PCI (including bunkers and non-energy consumption)



Source: SNBC provisional modelling

# PRODUCING CLEANER ENERGY

## RENEWABLE ENERGIES

- ➔ **Photovoltaic:** double the annual rate of development of new capacity by striking the right balance between ground-mounted plants, large-scale roofs and residential buildings.
- ➔ **For onshore wind power:** maintain the current pace.
- ➔ **For offshore wind:** achieve the target of 18 GW commissioned by 2035 by maintaining the current timetable, while creating the conditions for strong long-term development.

## NUCLEAR

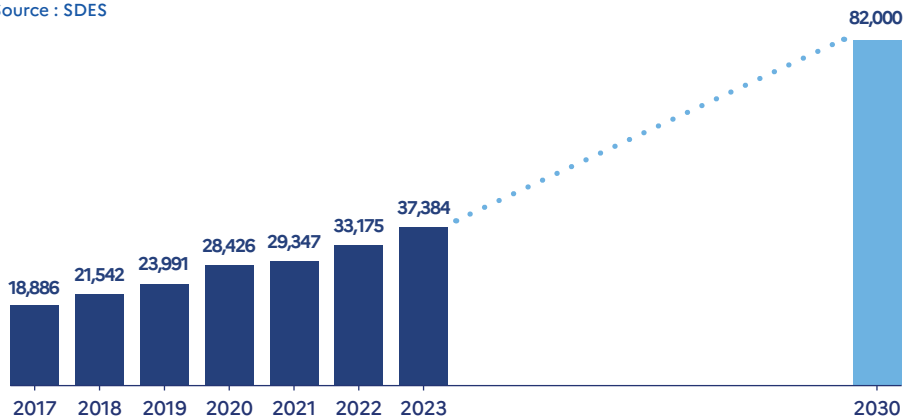
- ➔ **Keeping existing reactors running** and increasing their availability
- ➔ **Continuing to implement the industrial programme to build six new EPR2 reactors** and confirming the launch of eight others
- ➔ **Encouraging the development of small modular reactors** and small innovative reactors.

## RENEWABLE HEAT

- ➔ **Accelerating the production of heat from renewable sources** and the development of urban heating and cooling distribution networks.

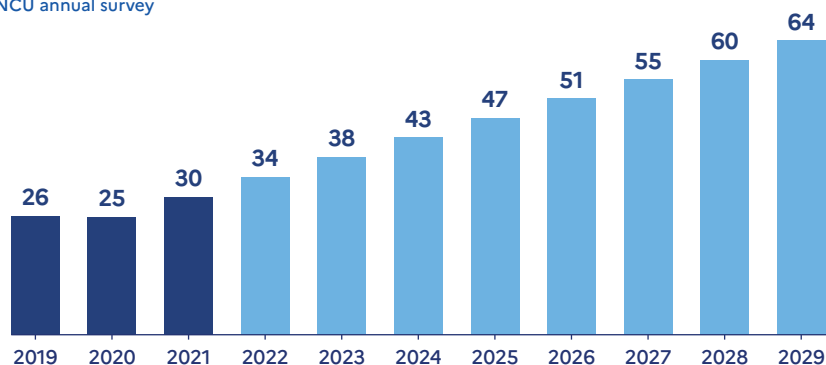
### Installed solar and onshore wind power capacity (MW) to May 2023

Source : SDES



### Heat delivered by networks (TWh)

Source: SNCU annual survey



OBJECTIVE  
**-113**  
Mt eqCO<sub>2</sub>

-37 Industry

-30 Transport and logistics

-19 Energy

-18 Tertiary

-9 Waste

Circular economy

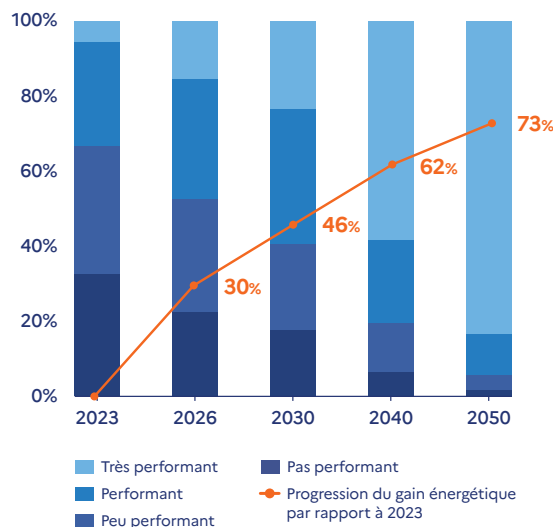
## ACCELERATING THE RENOVATION OF COMMERCIAL BUILDINGS AND ENSURING THEIR ENERGY PERFORMANCE

As with our homes, renovating buildings in the commercial sector is a major way of reducing greenhouse gas emissions. To achieve this, we also need to support boiler changes (end of fuel oil and reduction in gas consumption) by taking specific action with three target groups:

- **The State:** by renovating 15% of buildings by 2030, prioritising the least efficient buildings in the stock, and eliminating all oil-fired boilers in the stock.
- **Local authorities:** by giving priority to renovating 44,000 state schools
- **The private sector:** ensuring compliance with the "tertiary sector" decree (DEET) by taking action on two pillars: regulation and financing, to achieve a 40% reduction in energy consumption by 2030 and a 60% reduction by 2050 for all buildings over 1,000 m<sup>2</sup>.

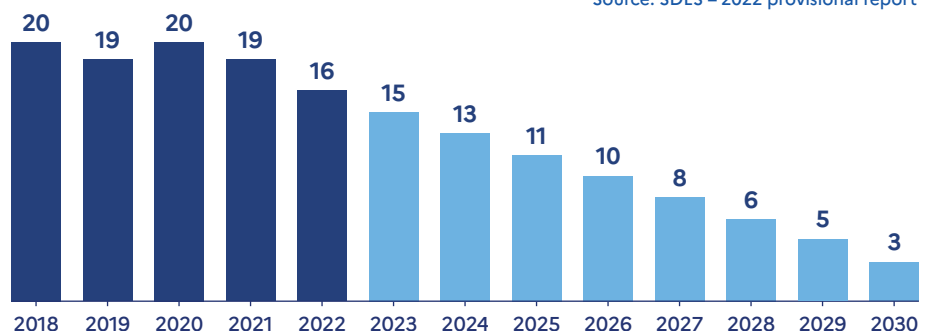
### Energy performance gains at State level: Up 46% in 2030 and 73% in 2050 on 2023

Gains de performance énergétique au niveau de l'Etat : +46% en 2030 et +73% en 2050 par rapport à 2023



### Tertiary fuel oil consumption (TWh)

Source: SDES – 2022 provisional report





## LESS WASTE, BETTER RECYCLING

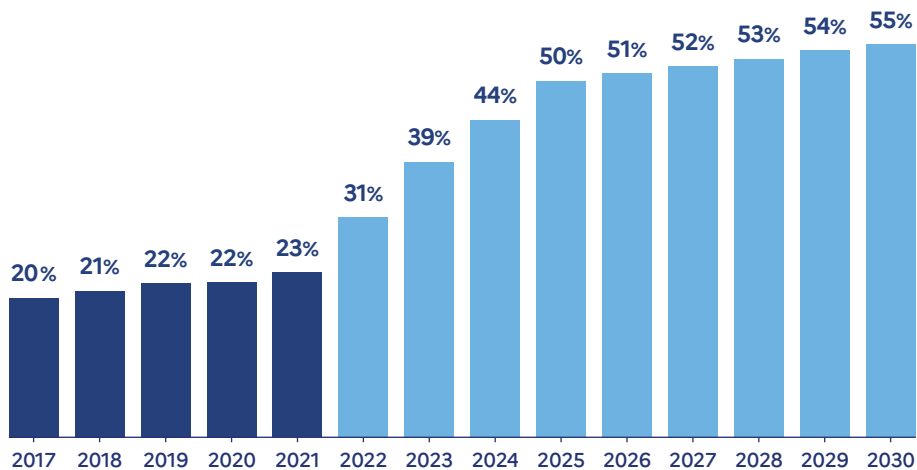
The waste sector is unique in that it enables other sectors to avoid emissions through the increasing incorporation of recycled raw materials in industry, and the rise in methanisation and heat production.

### REDUCING EMISSIONS FROM WASTE MANAGEMENT MEANS:

- ➔ **Reducing the quantity and harmfulness of waste**, through sobriety and the circular economy (reuse)
- ➔ **Reducing landfill through** better material and energy recovery
- ➔ **Significantly increasing the rate** of methane capture in landfill sites and reducing the proportion of landfilled waste that can enter fermentation through better sorting
- ➔ **Supporting energy production** using solid recovered fuels (SRF).

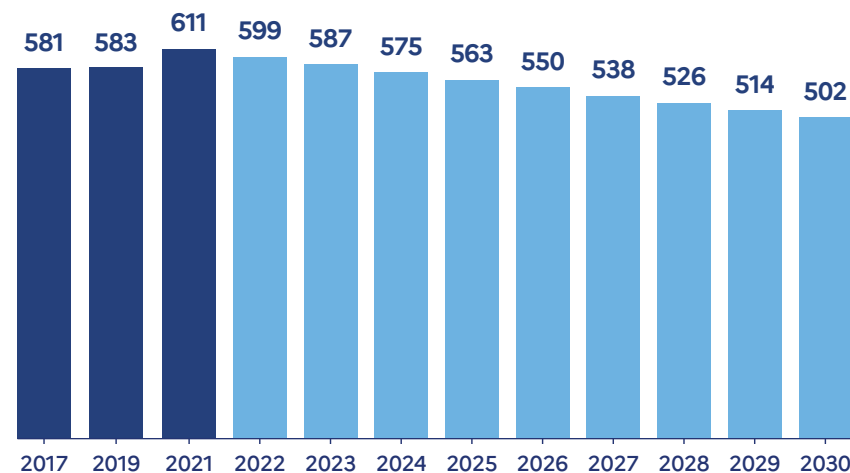
### Recycling rate for household plastic packaging

Source: Ademe 2023 collection survey



### Quantity of household and similar waste (kg/capita)

Source: Ademe 2023 collection survey



# GREEN PRODUCTION

**OBJECTIVE**  
**-113**  
**Mt eqCO<sub>2</sub>**

**-37 Industry**

**-30 Transport and logistics**

**-19 Energy**

**-18 Tertiary**

**-9 Waste**

**Circular economy**

## PROMOTING A CIRCULAR ECONOMY

The production and consumption model based on abundant natural resources and a linear system (extract more, produce more, consume more and throw away more) is unsustainable.

We need to move towards a virtuous model: the circular economy.

### A number of levers need to be strengthened to move towards a circular economy:

#### GESTION DES DÉCHETS

##### DEVELOPMENT OF RECYCLING

Gradually increasing recycling trajectories and encouraging the development of recycled raw materials and the recyclability of products.

##### DEVELOPMENT OF WASTE COLLECTION AND SORTING

- Guaranteeing a collection system for all waste and developing "preserving" waste collection
- Encouraging an increase in the collection rate
- Intensifying effective sorting of bio-waste and sorting at source.

#### OFFRE DES ACTEURS ÉCONOMIQUES

##### SUSTAINABLE SUPPLY

Securing raw material requirements, taking into account extraction conditions.

##### SUPPORT FOR REGIONAL INDUSTRIAL ECOLOGY

Encouraging synergies between companies in the same area to optimise the use of water, energy or material resources.

##### SUPPORT FOR ECO-DESIGN

Reducing the environmental impact of a product throughout its life cycle, right from the design stage: eco-design bonus, ambitious positioning in European negotiations, etc.

##### DEVELOPMENT OF CIRCULAR BUSINESS MODELS

- Developing the functionality economy (service economy).
- Extending the life of products (repair, reconditioning and reuse)



#### CONSUMER DEMAND AND BEHAVIOUR

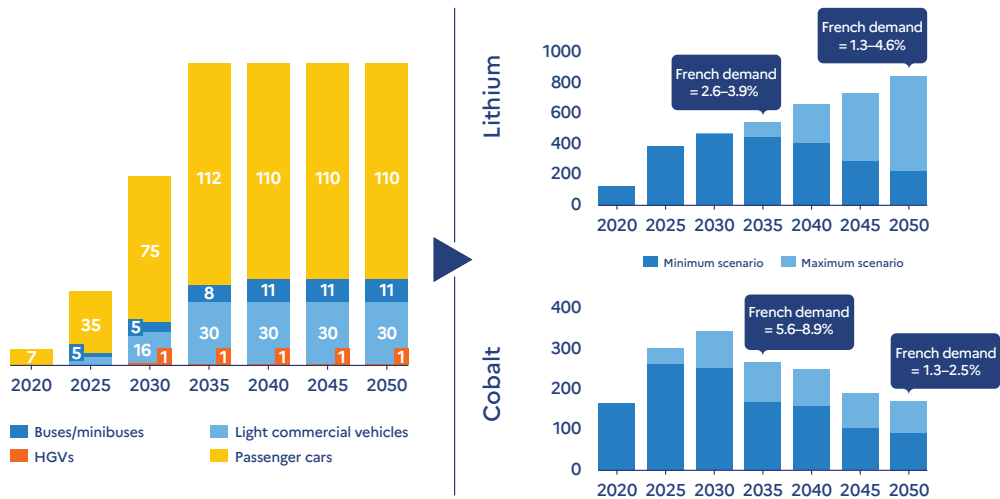
See the chapter on [Sustainable consumption](#)

## SECURING ACCESS TO RAW MATERIALS

To meet the challenges of the electrification of uses, we need to meet the challenge of the availability of certain critical raw materials (lithium, cobalt, etc.). To achieve this, we need to moderate demand, secure our primary metal requirements and develop sufficient recycling capacity by various means:

- ➔ **Reducing the quantity of metals in batteries** (sobriety, technological choices)
- ➔ **Improving** collection and reincorporation **rates**
- ➔ **Supporting projects under French and European** control across the entire value chain (extraction, refining, recycling, etc.), while keeping a close eye on the operating environment
- ➔ **Engaging in metal diplomacy**

### Growing demand for batteries driven by the electrification of passenger cars



Sources: Wood Mackenzie for the global offering and OFREMI for the French shares



# IMPACT MEASUREMENT

If the plan for green production is to be a success, specific indicators will need to be measured and monitored to ensure that we are on the right track or, if necessary, to correct it.

## The first indicators we plan to use to monitor the progress of our industry:

<b>High-emission industrial sites</b>	GHG emissions from high-emission sites excluding refineries (MtCO <sub>2</sub> )
<b>Diffuse industry</b>	GHG emissions from all diffuse industry
<b>Industrial carbon capture</b>	Carbon storage by industrial technologies (MtCO <sub>2</sub> eq/year)
<b>Refining</b>	Emissions from French refineries (MtCO <sub>2</sub> eq)
<b>Nuclear</b>	French nuclear power generation (TWh)
<b>Heating networks</b>	Volume of heat delivered (TWh) and share of renewable energies
<b>Electric renewable energies</b>	Connected capacity (GW), by type of renewable energies Share of renewable energies in electricity generation
<b>Biogas</b>	Production of injected biogas + cogeneration (TWh)
<b>Consumption</b>	Diesel consumption by HGVs (km <sup>3</sup> )
<b>HGV loading</b>	Rate of empty journeys by French HGVs
<b>Electrification/H2 of HGVs</b>	Share of electric HGVs in total sales of new HGVs
<b>Modal/rail and waterway shift</b>	Modal share of rail in land freight transport Modal share of river transport in land freight transport

<b>Goods sobriety</b>	Number of freight kilometres transported (Mdt.km)
<b>Waste storage</b>	Capture rate Tonnage of non-hazardous non-inert waste landfilled (Mt)
<b>Material recovery</b>	Recycling rate for household plastic packaging Volume of household and similar waste recovered, including organic waste (Mt)
<b>Energy recovery</b>	Volume of household and similar waste recovered as energy (Mt)
<b>Tertiary renovation</b>	Energy consumption in the tertiary sector (TWh)
<b>Tertiary fuel</b>	Fuel oil consumption in the tertiary sector (TWh)
<b>Tertiary gas</b>	Gas consumption in the tertiary sector (TWh)
<b>Wood products</b>	Consumption of wood products for the construction-renovation market (Mm <sup>3</sup> )



# 05

# BETTER FOOD

**Better food means changing our eating habits and supporting agricultural sectors in their agro-ecological transformation.**

**Food sovereignty, crop adaptation, emissions from fertilisers, resource conservation...** agriculture, and our eating habits, are at the crossroads of ecological planning and request a global response that integrates the entire agri-food value chain, from farmer to consumer.





## WHAT'S THE PLAN??

- Sufficiently reducing greenhouse gas emissions from agriculture
- More sustainable agricultural production
- Supporting changes in our diet
- A commitment from the entire food chain to promote product sustainability

## WE TAKE ACTION AND SUPPORT YOU IN YOUR AREA:



20% reduction in pesticide consumption since 2017



Launch of the "ma cantine" website



Over 50% of eggs produced in France come from alternative sources, 15% of which are free-range and organic



10% organic farming



Support plan for the organic farming sector: 60 million euros



Protein plan

# BETTER FOOD

OBJECTIVE

**-13**  
Mt eqCO<sub>2</sub>

- 6 Nitrogen

- 5 Livestock

- 3 Agricultural machinery

Agricultural production

Food

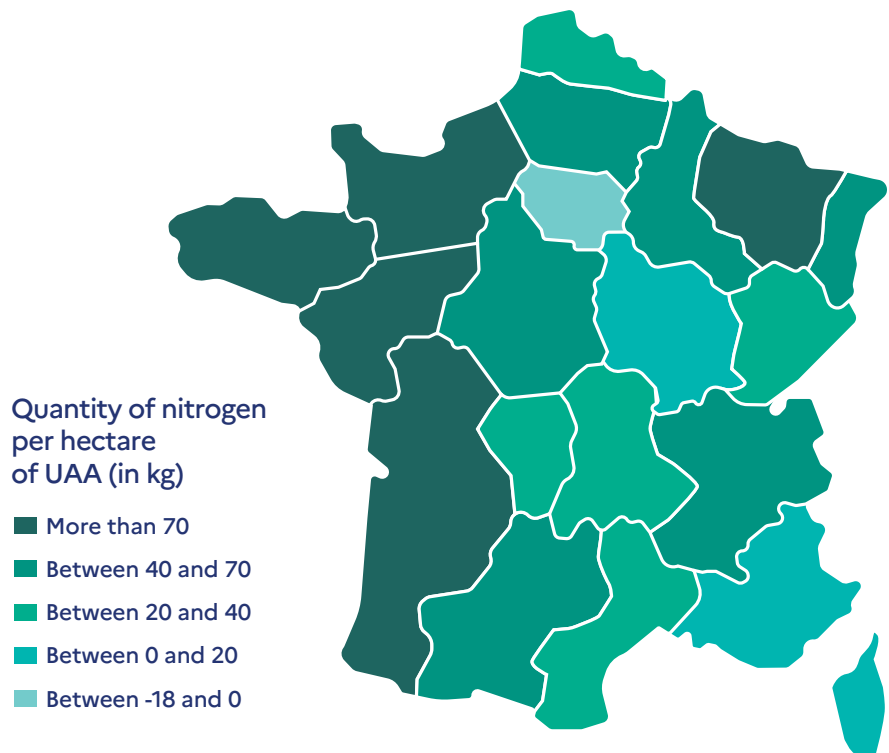
## SUFFICIENTLY REDUCING GREENHOUSE GAS EMISSIONS FROM AGRICULTURE

Farming must be able to take place while emitting less greenhouse gas, thanks to the mobilisation of multiple solutions:

- **A profound change in nitrogen fertilisation practices:** Optimising use, developing legume crops, relocating fertiliser production, improving spreading methods
- **A move away from fossil fuels and greater energy efficiency** for farm buildings and machinery
- **Reducing emissions from the livestock sector** by changing our diets and moving towards more sustainable livestock farming that serves ecosystems
- **Improving soil carbon storage** through agro-ecological practices.

### Regional nitrogen balance (2015)

Sources: Notre-environnement.gouv.fr, SDES



The average nitrogen surplus is 45 kg/ha of utilised agricultural area (UAA)

## MORE SUSTAINABLE AGRICULTURAL PRODUCTION

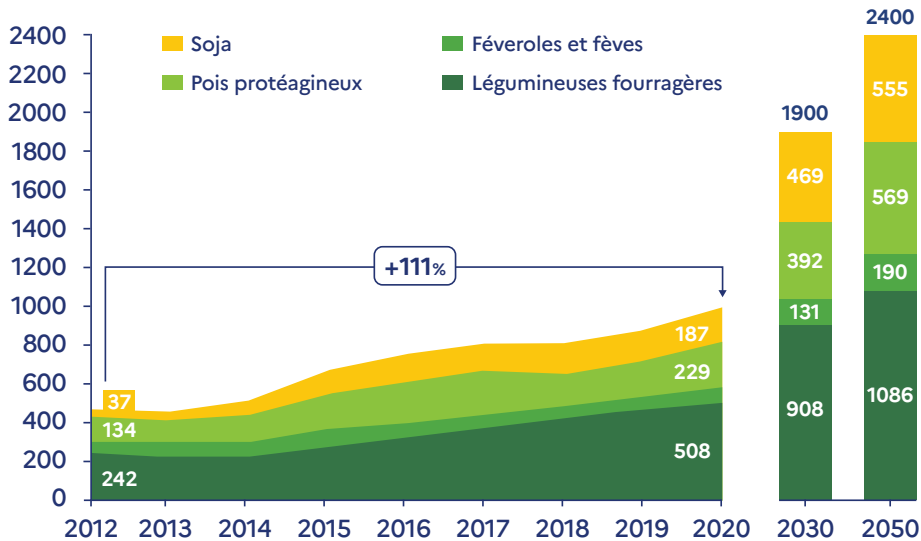
While agriculture can reduce its greenhouse gas emissions, it is also changing its crops and practices in order to increase the sobriety and efficiency of the food chain, while ensuring fairer and more stable remuneration for farmers.

### TO ACHIEVE THIS:

- ➔ **Regaining self-sufficiency in fruit and vegetables** and boosting consumption (target of +10 points by 2035)
- ➔ **Accelerating the development of organic farming** (21% in 2030, compared with 10.3% today)
- ➔ **Accelerating the development of legume crops** (soya, peas, broad beans, fava beans)
- ➔ **Supporting the transition to more sustainable livestock farming**, more diversified diets, better value sharing for farmers and a balanced trade balance.

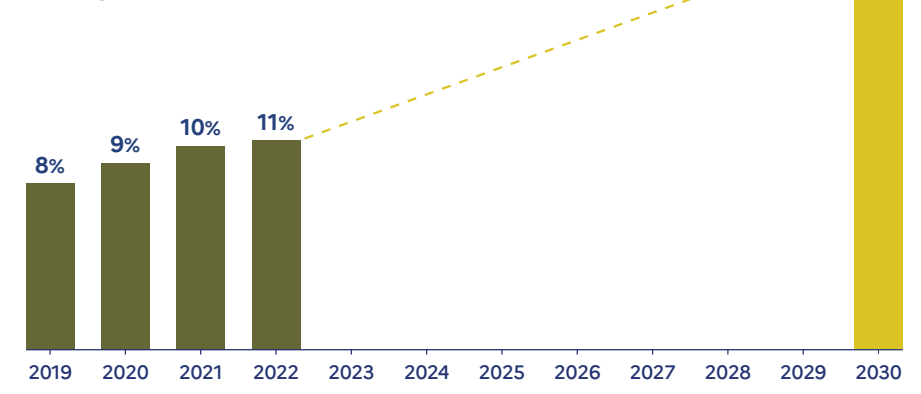
### Crops grown with legumes (kha), history and theoretical trajectory required by an FF55 scenario

Sources : MASA (agreste)



### Share of the utilised agricultural area (UAA) for organic farming

Sources : Agence bio





# BETTER FOOD

## OBJECTIVE

**-13**  
Mt eqCO<sub>2</sub>

- 6 Nitrogen

- 5 Livestock

- 3 Agricultural machinery

Agricultural production

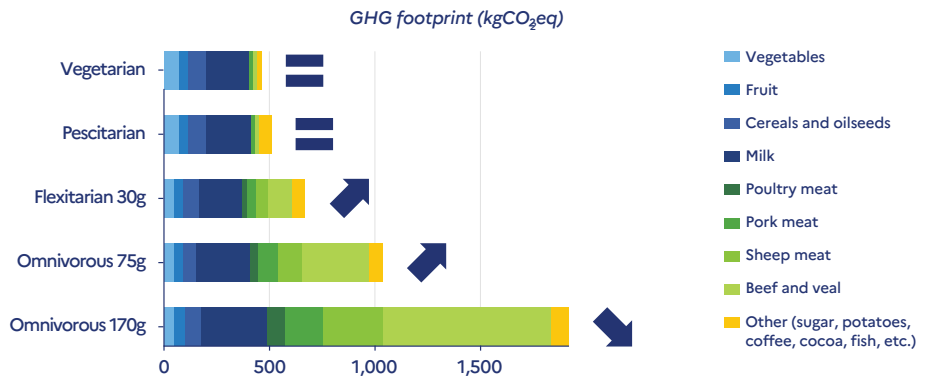
Food

## SUPPORTING CHANGES IN OUR DIET

Our diets must be both healthy and good for the planet. We must therefore formulate nutritional recommendations that are compatible with the preservation of our ecosystems, our natural resources and the sovereignty of our agriculture. Downstream in the food chain, consumers and caterers have a major role to play.

- **Moving towards lower-emission diets:** more plants (vegetables and legume crops), less meat but better quality meat produced in France, more local and seasonal produce.
- **Facilitating access to sustainable products,** for example through regional food projects (PAT) or targets for quality and sustainable products in collective catering (EGAlim law).
- **Combating food loss and waste**
- **Implementing environmental labelling on food products** to better guide purchases.
- **Developing regional food programmes** and local food supplies
- **Reinforcing food education**

**20 million tonnes of emissions (local and imported) avoided if half of all large meat consumers reduced their daily consumption without becoming vegetarians**



Sources : ADEME

# IMPACT MEASUREMENT

If the plan for better food is to be a success, specific indicators will need to be measured and monitored to ensure that we are on the right track or, if necessary, to correct it.

## The first indicators we plan to use to monitor the progress of our agriculture and food:

---

### Nitrogen

Area under legume crops (kha)  
Percentage of agricultural land used for organic farming  
Mineral fertiliser deliveries (kt N)

---

### Livestock

CH<sub>4</sub> emissions from livestock farming (MtCO<sub>2</sub>eq/year)  
Gross meat consumption

---

### Agricultural buildings and machinery

Emissions from agricultural/forestry machinery, engines and boilers (MtCO<sub>2</sub>e)

---



# 06 SUSTAINABLE CONSUMPTION



**Sustainable consumption means rethinking our purchasing behaviour,** being better informed and taking into account the environmental impact of the products and services we consume over their entire life cycle.





## WHAT'S THE PLAN?

- Encouraging more sober and responsible consumption
- Better informing consumers about the environmental impact of consumption
- Stepping up responsible purchasing by economic players and public authorities

## WE TAKE ACTION AND SUPPORT YOU IN YOUR AREA:



**Zero unnecessary plastic packaging by 2025**



**Creation of a reuse fund for SSE players**



**Experimentation with environmental labelling for textiles and food products.**



**Introduction of a repair bonus for everyday electrical and electronic appliances**

# SUSTAINABLE CONSUMPTION

## Towards a circular economy

Encouraging sober and responsible consumption

Better informing the consumer

Stepping up responsible purchasing by economic operators and public authorities

## SUSTAINABLE CONSUMPTION (WORK IN PROGRESS)

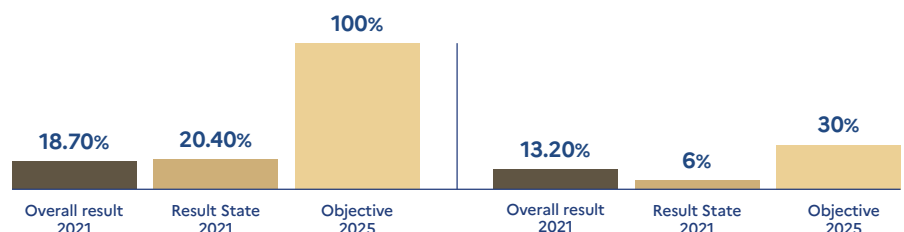
Consumer choices are an essential lever in the ecological transition. To guide and adapt our purchases and uses and reduce our ecological footprint, four levers are essential:



- ➔ **Better informing consumers about the environmental impact** of consumption: accelerating the rollout of mandatory environmental labelling, with priority given to the textile and food sectors, and gradually extending the scheme to other product categories (cosmetics, furniture, etc.). This display is based on the development of a reliable and agreed calculation methodology, which will enable consumers to make informed and responsible choices.
- ➔ **Promoting more responsible commercial communication:** fighting ever more effectively against greenwashing, and encouraging voluntary commitments from players in the sector, in particular through Climate Contracts.
- ➔ **Encouraging changes in consumption practices,** in particular by developing the supply of bulk goods and reusable packaging, and by encouraging goods to last longer (maintenance, repair, reuse, fight against waste).
- ➔ **Stepping up responsible purchasing:** increasing sobriety in purchasing, steering objectives and strengthening private and public purchasing as a lever for the circular economy, mobilising players, supporting buyers, strengthening measures and assessments, and making the public purchasing sector more attractive.

### Public procurement contracts incorporating environmental considerations (number)

### Public procurement contracts incorporating a social dimension (number)







# Adapting to climate change

The rest of the plan under development

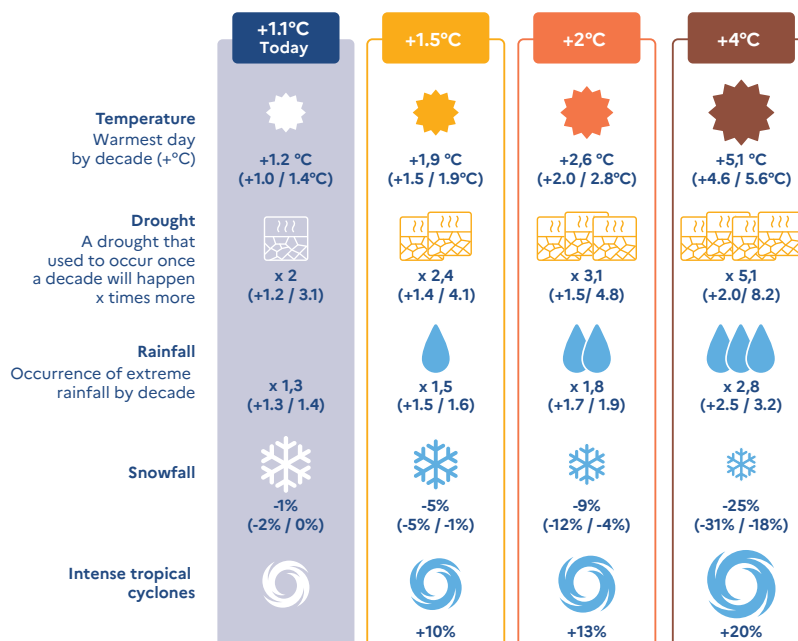
**Reducing greenhouse gas emissions remains our priority**, but the effects of climate change are already being felt and will increase even if the Paris Agreement targets are met.

**We therefore need to prepare ourselves to ensure that our society is resilient in the face of the inevitable consequences of climate change.**

## A NUMBER OF INITIATIVES HAVE ALREADY BEEN LAUNCHED TO THIS END:

- ➔ **The new environmental regulations** for new buildings (RE2020) include criteria to take account of summer comfort
- ➔ **The Green Fund, which will have a budget of €2 billion by 2023**, will enable local authorities to finance adaptation measures in their areas
- ➔ **A national heatwave management plan** has just been adopted to complement the existing system for non-health aspects: transport, energy, etc.
- ➔ **A list of municipalities affected** by the retreat of the coastline has been drawn up to facilitate the implementation of local management strategies and the adaptation of town planning rules.
- ➔ **A mission on the insurability of climate risks** has been launched to guarantee the sustainability of the compensation system for natural disasters and strengthen the role of the insurance system in adaptation.

## Every degree counts: what can you expect?



Sources: Météo-France

To go further and plan the actions to be taken by the various players, the government is proposing the adoption of a baseline warming trajectory for adaptation to climate change.

As things stand, the policies and commitments of all countries point to global warming of around 3°C by 2100, which translates into +4°C for France, which is warming faster than the global average.

So, to ensure our resilience even in a pessimistic scenario where the objectives of the Paris Agreement are not achieved at global level, it is proposed that we should be able to adapt gradually to a global warming level of 1.5°C in 2030, 2°C in 2050 and 3°C in 2100 compared with the preindustrial era, i.e. a warming level for mainland France of around 2°C in 2030, 2.7°C in 2050 and 4°C in 2100.



The reference warming trajectory FOR ADAPTATION TO CLIMATE CHANGE (TRACC)

**This objective will be translated into operational terms by updating the National Climate Change Adaptation Plan (PNACC), with the main lines of action being:**

- ➔ **Making tools available** to the various players to identify the anticipated consequences at local level, as an extension of existing services
- ➔ **Updating technical standards and guidelines** to take account of the future climate in line with our target trajectory
- ➔ **Taking better account of adaptation issues** in the various regional plans and strategies
- ➔ **Carrying out vulnerability studies** by economic sector to accurately anticipate impacts, including indirect impacts (supply chains, etc.)
- ➔ **A first version of this new plan will be produced by the end of the year.**







PARTIE

03

---

# To succeed...

---

- Supporting the rollout of planning
- Financing the ecological transition
- Supporting the most disadvantaged
- Educating citizens throughout their lives
- Putting digital technology to work
- Everyone involved in the ecological transition!



## FOCUS

# Supporting the rollout of planning

## IN THE TERRITORIES

**Ecological planning will only succeed if it is based on a close partnership between local and regional authorities at all levels. First, because some of the levers and resources needed to implement the actions in this plan fall within their remit. Second, because many local authorities have long been committed to this approach and existing local initiatives are a source of action and inspiration.**

To achieve this, a new phase of deployment is under way, aimed at local authorities (decentralised State services and local authorities), to help them take ownership of the objectives and resources, and to translate them into action at the level of each citizen's catchment area.

To do this, we will need to:

- ➔ Confront, through explanation, listening and dialogue, the national vision with local visions to agree on shared objectives.
- ➔ Facilitate the coherence and coordination of efforts between the State and the various levels of local authorities by using a common grammar and the right information tools: deployment of the territorialisation method.
- ➔ Provide practical solutions and ensure that the various local players have access to the necessary expertise: establishing partnerships, contracts, shared digital tools, etc.

**From October 2023, the first phase of this mobilisation will consist of organising a Conference of the Parties (COP) in each region.**

The aim of each COP will be to define the regional levers for action that will enable the region to meet national targets for reducing greenhouse gas emissions, by integrating all aspects of ecological planning in a coherent manner.

This work will take the form of a shared diagnosis of each regional territory by the end of 2023, followed by debates, culminating in the establishment, for all local authorities, of a 2030 regional roadmap by the summer of 2024.

**Each COP will be able to highlight the distribution of efforts, the resulting solidarity between public policies and the interdependence of territories.**

## WITHIN THE STATE

**The State is determined to set an example in terms of ecological transition by mobilising public employees in favour of eco-responsible practices.**

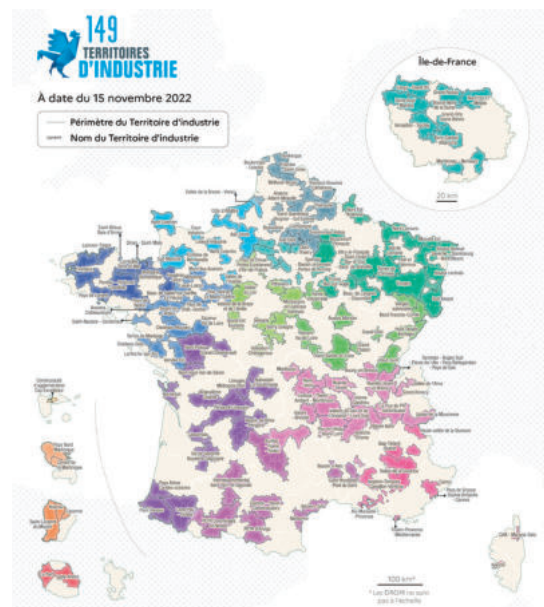
**15 commitments** will soon be made public, with the aim of reducing the State's greenhouse gas emissions by 15% in 2027 compared with 2022, and achieving net zero emissions by 2050.

## WITHIN INDUSTRIES AND IN COMPANIES

**Ecological planning will require the mobilisation of all economic sectors, taking into account the country's ambition to reindustrialise and develop innovation to support the transition.**

To achieve this, it will be necessary to:

- Work with the industries to align the ambitions of their roadmaps with the challenges of planning, taking into account the need for jobs and skills and the constraints of cross-sectoral linkages
- Mobilise large companies (particularly publicly-owned companies) to adopt ambitious transition plans, thereby creating a knock-on effect
- Help large and medium-sized companies implement new regulatory requirements
- Make transition aid more transparent for VSEs/SMEs
- Support reindustrialisation projects that are compatible with the ecological transition
- Encourage investment in green innovation.



149 TERRITORIES OF INDUSTRY

Sources : ANCT







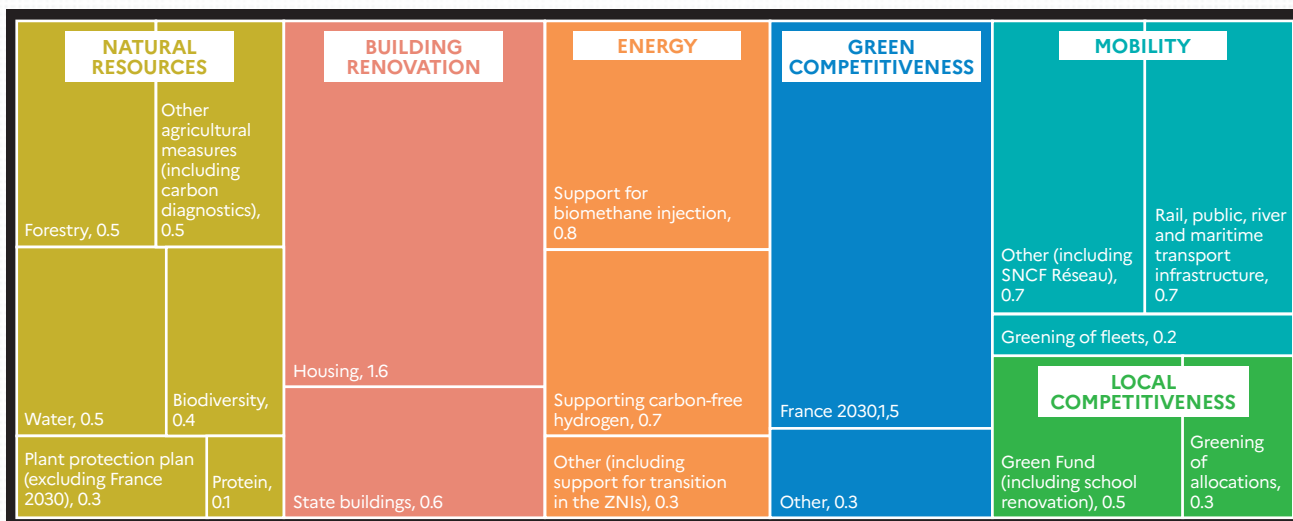
## FOCUS

# Financing the ecological transition

**Funding for the ecological transition is essential if the plan is to succeed. Implementing ecological planning will require additional public and private spending, to the tune of several tens of billions of euros a year. The effort must be shared fairly between companies, local authorities, the State and all French people.**

## +10 BILLION EUROS IN COMMITMENTS FROM THE STATE IN 2024

The State confirms its full commitment to achieving the objectives of ecological planning through a level of funding consistent with the trajectories and levers identified in the plan. With €7 billion more in 2024 than in 2023, this unprecedented investment will represent a total of €10 billion in additional commitments. In order to cover all sectors of activity and players, the budget has been spread evenly. It will enable everyone – businesses, local authorities, households – to take action to implement the ecological transition at their own level.



Breakdown of additional commitments for 2024, in billions of euros

This additional funding will support the main levers identified in the plan. Priorities include:

- **Accelerating the renovation of homes and government buildings**, with an additional €1.6 billion to support the ramp-up of high-performance renovations aided and supported by MaPrimeRénov' and €0.6 billion for the renovation of government buildings.
- **Improving mobility for the French** by offering cleaner, more accessible transport throughout the country. The additional resources will be used to finance the transport plan for the future, prioritising investment in the rail network and the decarbonisation of vehicle fleets (cars, HGVs, bicycles, recharging stations)
- **Supporting agricultural transition and protecting our forests**. Support for the ecological transition in the agricultural sector has been boosted by a substantial €1 billion, and €500 million has been earmarked for forest preservation.
- **Making the preservation of biodiversity a priority** by providing additional support of over €1 billion in 2024, including €0.4 billion to implement the "national biodiversity strategy".
- **Encouraging green competitiveness**, with investment in green innovation by businesses, in particular through the massive financing of France 2030.
- **Accelerating the energy transition** with increased resources, in particular for support for hydrogen, biomethane injection and other measures such as support for the transition in non-interconnected areas.
- **Supporting the deployment of ecological planning in the regions**. The State is supporting the efforts of local authorities to step up their investments: the Green Fund will receive €2.5 billion in 2024, up €500 million on 2023, in particular to finance the renovation of schools.



## FOCUS

# Supporting the most disadvantaged

### **Ecological planning will leave no one behind.**

As well as being an environmental issue, it's also a question of fairness to the people and social cohesion, especially as low-income households have a smaller carbon footprint.

**Our aim is to turn the ecological transition into an opportunity to improve the quality of life of the most disadvantaged.** In very practical terms:

- ➔ Improving their living conditions by better insulating their homes
- ➔ Developing alternatives to the car for their journeys via new public transport, cycling and car-sharing infrastructures
- ➔ Reducing their dependence on fossil fuels and their energy bills by subsidising the purchase of electric vehicles and heat pumps
- ➔ Improving their health by reducing air, water and soil pollution, and by offering a more sustainable range of food products.

To succeed, we need to support them, **so that they can both benefit from and contribute to the collective project.** With their more limited financial resources, the more modest households have less capacity to adapt to the many changes under way and to invest in transition solutions (renovation, electric vehicles, sustainable food, etc.).

**A number of measures have already been decided to provide more support for these households,** targeting those on the lowest incomes in particular (social leasing, conversion allowance, renovation grants, aid for cycling, accelerating renovation of social housing, green baskets and cheques, etc.), **while others will be aimed at the more affluent.**

Work will continue in an open and participatory manner to:

- ➔ Better identify certain categories of low-income households that may be particularly at risk
- ➔ Deploy strong, appropriate support measures
- ➔ Enable the most modest to contribute to the collective project, for environmental reasons but also for reasons of republican equity and social cohesion.





## FOCUS

# Educating citizens throughout their lives

## UNDERSTANDING THE SOCIO-ECOLOGICAL CHALLENGES

A large part of the plan is concerned with the adoption of sober behaviour and practices. Awareness-raising and training are essential steps in achieving these objectives. To achieve this, we need to:

- ➔ Guarantee access for all French people to scientifically robust initial and continuing training courses tailored to their needs:
  - By supporting, coordinating and better evaluating public initiatives (creation of a common foundation in universities, launch of the BaBA du climat by the CNED, accelerated training for teachers in the French national education system, as well as for all civil servants, etc.) and private initiatives.
  - Through enhanced support for people not covered by existing programmes
- ➔ Support the creation of public and private awareness and communication programmes, at both national and local level.
- ➔ Facilitate access to support services (advice and financial aid) by creating one-stop shops for households, local authorities and businesses.

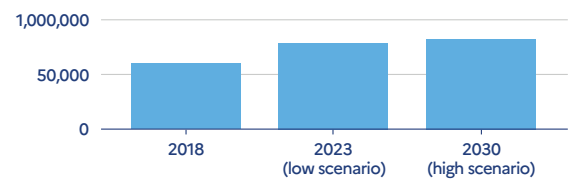
## TRAINING FOR THE PROFESSIONS OF TOMORROW AND ADAPTING SKILLS

Massive mobilisation of skilled human resources is needed in all sectors if the transition is to be a success. In the building sector, 200,000 extra full-time jobs by 2030!

This will involve:

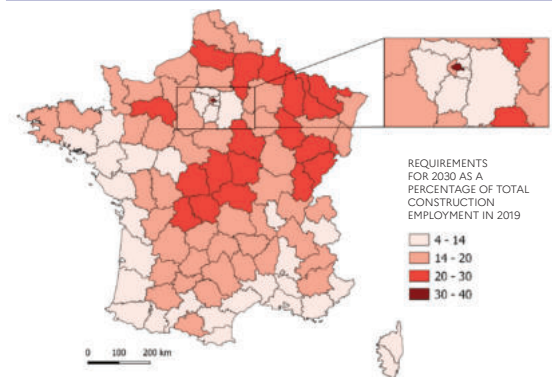
- ➔ Systematically integrating environmental issues into initial and continuing vocational training courses
- ➔ Anticipating and supporting the reallocation of human resources between and within sectors, as well as the knock-on effects on the rest of the economy and the transformation of existing professions.
- ➔ Work needs to be done to attract young people to the jobs involved in the ecological transition.

## Jobs in the electrical industry



Source : Dares

## Jobs in the construction industry



Source : France Stratégie / Dares





## FOCUS

# Putting digital technology to work

Digital technology is an essential tool for reducing delays, managing complexity, modelling, targeting the most effective actions, anticipating crises, helping the most vulnerable, networking and mobilising. In short, **to implement an effective, rapid and fair ecological transition and adaptation to climate change.**

However, neither ambition nor urgency should lead us to overlook the risks associated with technology. Digital technology should help change the current system, not optimise it even further.

**Digital technology for ecology must be developed within an ethical, humanist, civic and sovereign framework** that fights against techno-solutionism, guarantees digital sobriety, protects privacy, leaves no one behind, and ensures the resilience of systems and the democratic nature of models.

To this end, the State and the territories are working together to develop:

### #1

A TECHNICAL AND ORGANISATIONAL STRATEGY TO ESTABLISH A FOUNDATION OF VALUES, SHARE DATA AND WORK TOGETHER MORE EFFECTIVELY

### #2

ACTION PLANS BASED ON INITIAL USE CASES:

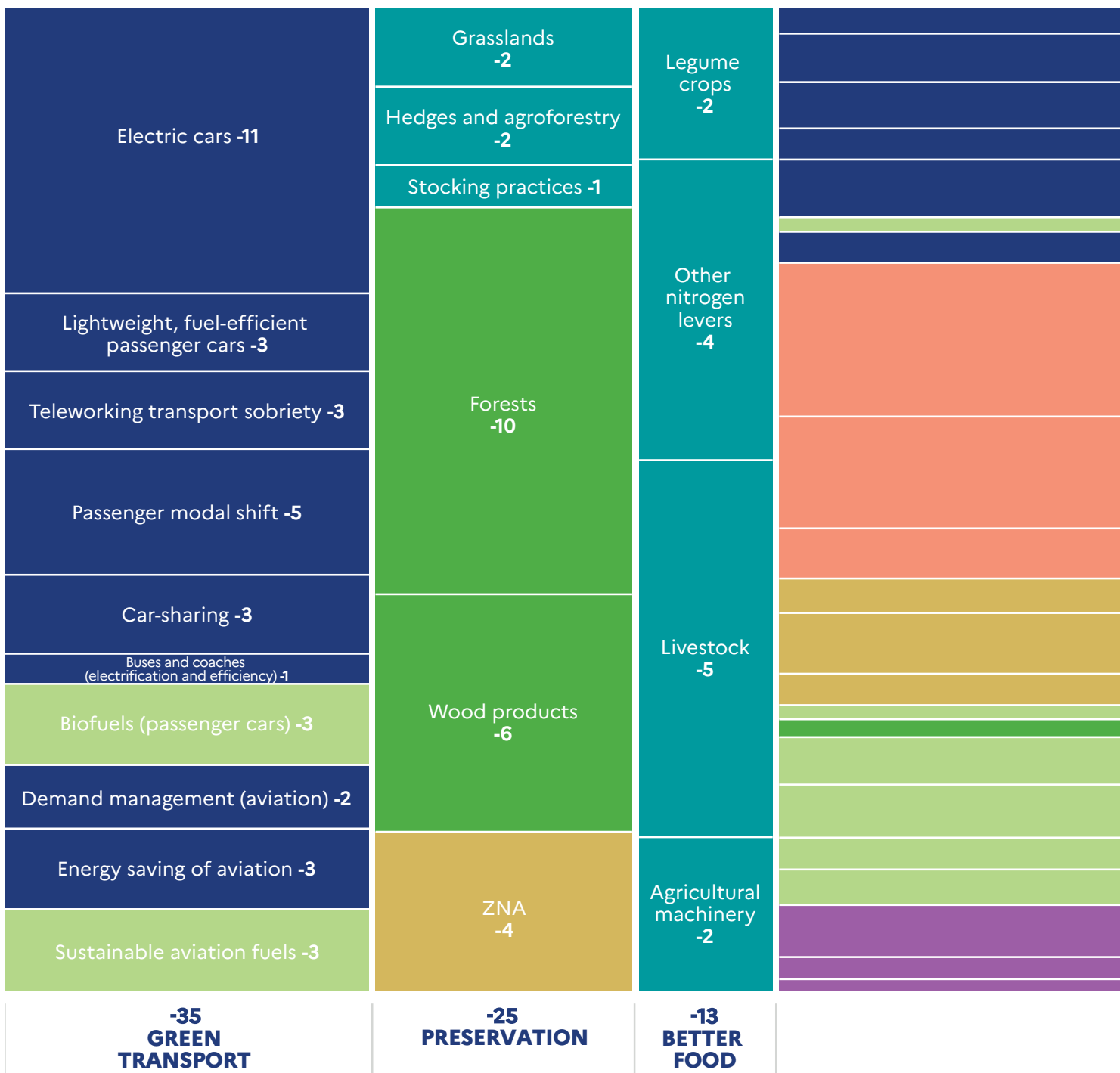
- **Transport:** Analysing and planning mobility
- **Housing:** Reducing the energy consumption of homes; Improving the citizen's path to renovation
- **Food:** Enhancing soil quality
- **Preservation:** Forecasting water resources and managing crises; Managing the retreat of the coastline; Taking biodiversity into account in urban planning decisions
- **Consumption:** Making environmental cost measurement more reliable and harmonised
- **Production:** Efficient rollout of renewable energies

A roadmap will be put out to public consultation in the autumn.

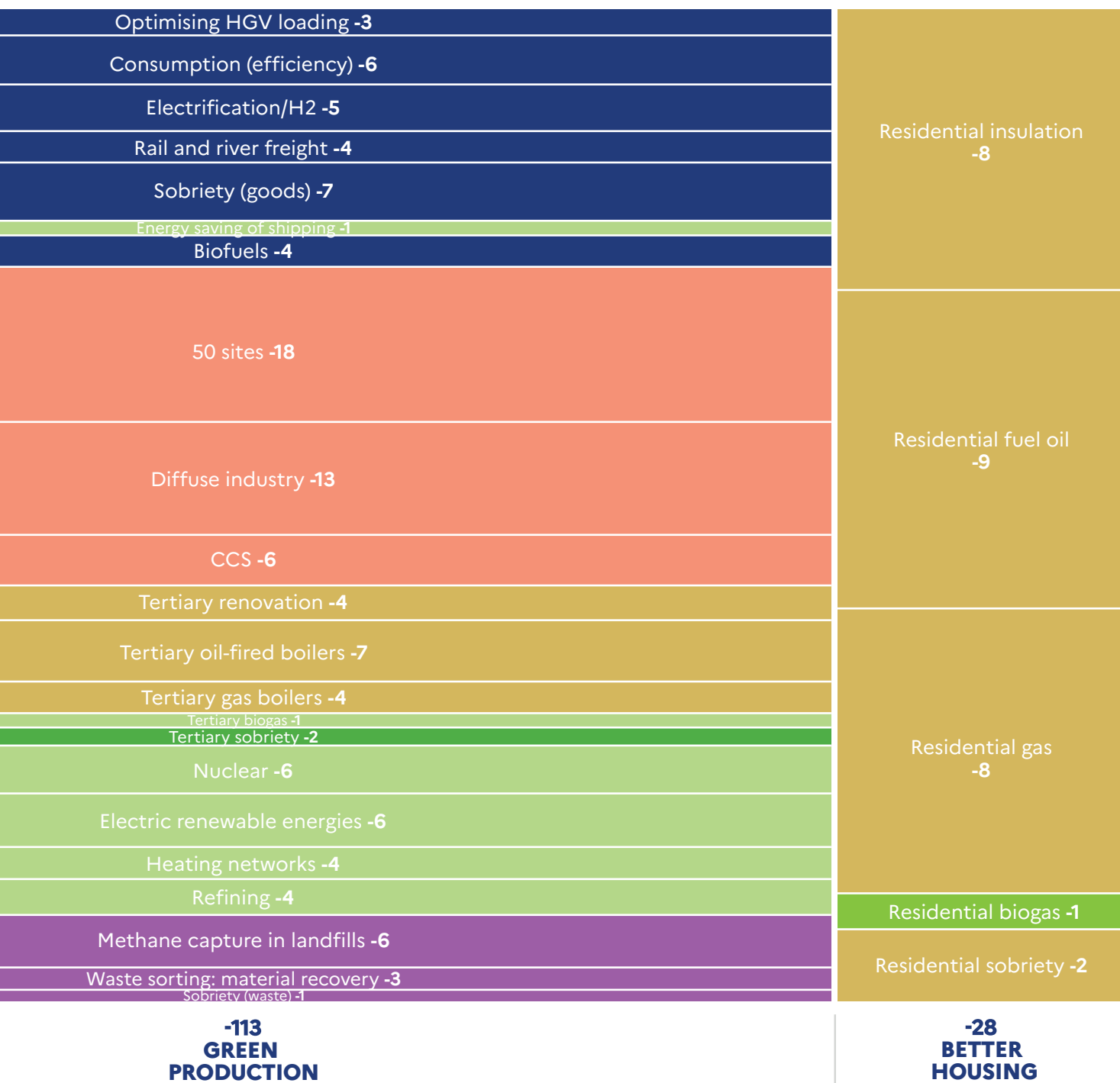
# Everyone involved in the ecological transition!

Overview of ways to reduce greenhouse gas emissions by 2030

**Provisional breakdown of levers for reducing greenhouse gas emissions between 2019 and 2030, in millions of tonnes of CO<sub>2</sub> equivalent saved**



■ Transport   
 ■ Agriculture   
 ■ Energy   
 ■ Carbon sinks   
 ■ Buildings   
 ■ Industry   
 ■ Waste







FRANCE  
NATION  
VERTE >

Agir • Mobiliser • Accélérer

General Secretariat  
for Ecological Planning  
19 rue de Constantine  
75007 Paris

[planification-ecologique@pm.gouv.fr](mailto:planification-ecologique@pm.gouv.fr)  
[gouvernement.fr/france-nation-verte](http://gouvernement.fr/france-nation-verte)